

INNOVATION

**MARKET  
LEADING  
MELAMINE &  
DECORATIVE  
PANELS**

PRODUCT GUIDE  
SECOND EDITION





Kronospan Trends - Decor 4299

# WE AIM TO EXCEED YOUR EXPECTATIONS

- The widest choice of panel products in the UK
- Next day delivery service, guaranteed for all ex-stock orders placed by 5pm
- Consistently competitive pricing
- Reliable technical knowledge
- New product development and support

Kronospan Trends - Decor 4298

Kronospan Trends - Decor K003







Welcome to '**Innovation**', Panelco's latest product brochure and your guide to the most extensive range of wood-based panels in the UK market today.

'Innovation' has been designed to provide our customers with a practical and useful overview of our product catalogue. The last 12 months has seen Panelco advance its key ranges even further with the most on trend and innovative products available, helping you to deliver increasingly unique product solutions to your customers.

But it's not just our products that we're passionate about. Our service is tailored to ensure that your expectations are not only met, but exceeded every step of the way. 'Innovation' provides insight into our bespoke service offering and showcases our commitment to our suppliers, the environment and most importantly our valued customers.

Thank you for choosing Panelco.

# WHY PANELCO?

Beyond supplying the widest range of wood-based panel products in the UK, we aim to exceed our customers' expectations by providing a consistently reliable service on all orders and enquiries.



## PRODUCT RANGE

We stock all the major manufacturers brands in full range options. Our strategically located warehouse facility allows us a significant stock holding. If a product is included as part of our advertised range, our customers can be confident that it will be available immediately, ex-stock.



## EXCEPTIONAL SERVICE

From the minute you place an order with us right through to the delivery of that order, our attention to detail won't go unnoticed. We know it's the key to our continuing success and that's why we work so hard to guarantee your total satisfaction.



## IN-HOUSE MACHINING & EDGE BANDING FACILITIES

Need something bespoke? ...No problem. Panelco offer in-house machining and edge banding services providing a unique solution for all your cut and edged panel requirements.



## NEW PRODUCT DEVELOPMENT

Our product catalogue constantly evolves. We stock the most up to date and innovative products available in the UK market today, all supported with the technical knowledge of our highly trained team.



## COMPETITIVELY PRICED PRODUCTS

We maintain a close eye on the market to ensure that our vast range of products is always competitively priced. We know that doing so keeps us firmly in our market-leading position and ensures that our customers keep coming back to us for exceptional value and service.



## TRAINING & EXHIBITION CENTRE

Our 6,500 sq ft state of the art product training facility and exhibition centre is located in Stoke on Trent where customers can find out more about new and specialist products as well as gain access to practical information and training.



## GUARANTEED NEXT DAY DELIVERY

Perhaps the most popular feature of our service, our next day delivery assurance is relied upon by customers all over the country. We provide next day delivery on all ex-stock orders placed by 5pm.



## NO MINIMUM ORDER

Panelco don't believe in minimum order quantities, a customer can buy as little as 1 board or 1 roll of edging and still qualify for next day delivery.



## FREE SAMPLES SERVICE

Panelco offer a quick and easy samples service for all of our decorative products and some of our building products. Simply call our sales team between the hours of 8.30am and 5.00pm (Mon-Fri) or order via our website 24 hours a day.

# DELIVERY YOU CAN RELY ON

## PANELCO IS COMMITTED TO DELIVERING WHAT YOU WANT, WHEN YOU NEED IT

Every single one of our customers is eligible for our extremely reliable next day delivery promise. It's not a promise we take lightly and we work exceptionally hard to maintain our success rate.

We handle in excess of 500 transactions per day with all stock orders placed by 5.00pm loaded throughout the night for guaranteed next day delivery.

In the last 5 years we have continued to invest in both our depot facilities and our company owned commercial fleet. Today we operate more than 50 vehicles out of our 1,000,000 sq ft warehouse and distribution facility in Stoke on Trent, where we are ideally situated to service customers across the UK.

To further enforce our commitment to quick and hassle free delivery our logistics team use modern software to manage journey planning as efficiently as possible and track all of our vehicles nationwide to ensure that they adhere to the best possible delivery route. In addition we also use visual route monitoring to alert drivers of serious delays, thus keeping the delivery vehicles moving, reducing pollution and making sure you get your delivery when you want it.







COMMITTED TO  
**QUALITY**  
 AND THE  
 ENVIRONMENT



Panelco has always recognised its important responsibility to the environment. We are proud that timber based products are at the heart of our business, but are not complacent about the impact of the company's operations. Only by striving to minimise any environmental impact will we ensure a future that benefits the company, suppliers, our customers and staff.

**FSC® & PEFC™**

Both the Forest Stewardship Council® (FSC) and the Programme for the Endorsement of Forest Certification (PEFC) are organisations that bring people and companies together to find solutions which promote responsible stewardship of the world's forests. Panelco holds both FSC and PEFC chain of custody certification which is your guarantee that the wood in the products you are buying from us is legally harvested from well managed forests.

Panelco also strive to reduce the environmental effects of its operations locally with great effort having been made in recent years to reduce the amount of waste we generate during the distribution process. Even so, some waste is an inevitable by-product of our business processes so our focus has therefore turned towards recycling with an intention to recycle at least 95% of our waste.

The effect our fleet of commercial vehicles has on the environment has also been addressed with new low emission vehicles and using modern software to manage journey planning thus keeping the delivery vehicles moving and reducing pollution.



**RESPONSIBLE PURCHASING POLICY**

Our customers expect us to purchase responsibly and in order to achieve this we have chosen to adopt the Timber Trade Federation's Responsible Purchasing Policy (RPP) to demonstrate that we do. The RPP is a process designed to show that the wood we buy comes from legally harvested sources. The process is checked annually by a TTF appointed auditor. It also assists us to demonstrate compliance with the EU Timber Regulation. FSC & PEFC chain of custody certification adds another layer of credibility and helps us to ensure that none of the wood in our products comes from illegal sources.

**PRODUCT PERFORMANCE**

Since July 2013, any products sold into construction must meet the Construction Products Regulation (CPR) legislation to demonstrate its performance. We only buy structural and flame retardant panels from manufacturers that can demonstrate compliance with CPR. This is your proof that the structural and flame retardant panels that you buy from us will ultimately perform as declared.


**QUALITY ASSURED**

All of our main processes are controlled through a certified Business Management System, approved to ISO 9001:2008. This is your guarantee that all of the processes managed to deliver first class customer service and legal compliance are properly documented, professionally implemented and internally and externally audited.



# WE ADD VALUE

## EXPANDING YOUR PRODUCTION CAPABILITY



One key feature of Panelco's service offering is the machining and edge banding facilities based at Stoke on Trent. In the last 2 years we have invested heavily in our production capability and have introduced a third beam saw and fourth edge banding machine to our site. These investments will allow us to further develop the value added machining side of our business without compromising on our service or quality.

### CUTTING SERVICES

Working to a customers exact specification our highly trained production team can produce both standard and bespoke product solutions for a variety of end uses.

We have the capability to machine a wide range of wood based panels from melamine faced chipboard and MDF to plywood and chipboard. By machining goods in house we can also significantly reduce turnaround times and preserve the Chain of Custody certification on FSC® products.

As with all products within our range, Panelco do not levy minimum order quantities so from large scale production runs through to smaller bespoke projects we really can offer a solution for all your cut to size panel requirements.

### EDGE BANDING

To support our bespoke cutting service we have the ability to apply matching edging to one, both or all four sides as required by the customer. This service is fully supported with a full range of cut and edge furniture panels, all available ex-stock in a variety of sizes, plain colours and woodgrains.

Furthermore, the majority of our furniture panels are bar-coded and every panel that we produce is FSC certified.





# TRAINING AND EXHIBITION CENTRE

At Panelco, we've created a product training and exhibition centre where customers can access practical information about new and specialist products.

## A RANGE OF MEDIA

The state-of-the-art facility is equipped with a Virtual Design Studio and a 3D product demonstrator. Using projection mapping technology, visitors are able to experiment with combinations of products and colours in different environments, visualising the potential.

## ENTER EGGER VIRTUAL DESIGN STUDIO

Our unique touchscreen facility gives visitors access to product information and allows them to explore the vast possibilities of our products' features.

With a large boardroom boasting an extensive samples library and projection equipment, the centre lends itself perfectly to professional, promotional and training sessions.

## USE OF THE FACILITY

Why not take advantage of our exhibition facility and adjoining boardroom for your training or product development needs.

Please contact us to find out more about this opportunity.



At Panelco, we only partner with companies whose policies and standards reflect our own. We're proud to connect our customers with some of the world's largest and most respected wood manufacturers, here are just a few.

### EGGER UK

Panelco are EGGER UK's number 1 distributor. With an extensive range of products, they specialise in cutting edge decorative panels including melamine faced chipboard and MDF, laminates, worktops and edging as well as a range of building solutions.

### KRONOSPAN

The worlds largest manufacturer of wood-based panels including melamine faced chipboard/MDF, laminates, worktops and chipboard.

### DUROPAL

Part of the Pfeleiderer group, Duropal supply an extensive range of high quality worktops, splashbacks and upstands.

### MEDITE

Arguably Europe's most recognised brand of MDF and seen as the benchmark for quality, consistency and performance in the MDF market.

### SMARTPLY

SmartPly Oriented Strand Board (OSB) is the smart, cost effective and environmentally friendly alternative to many plywoods.

### UNILIN

An established and international manufacturer of innovative timber solutions for the construction, furniture and interiors sectors.

### DÖLLKEN


The worlds leading manufacturer of ABS edging.

### ALVIC

High quality Spanish manufacturer of Luxe specialist high gloss MDF panels.

### FINSA

Finsa currently boasts 22 factories, which manufacture a wide variety of wood-derived products including melamine faced chipboards and MDF, wood veneer and plywood.



# BRAND POWER



Our 'Innovation' brochure is designed to be a useful and practical buying guide.

If there is something you can't find or you would like to discuss your requirements, such as product specification, price or suitability then our dedicated sales team are here to help.

# CONTENTS

EGGER Decor - F311ST87

<b>INTRODUCTION TO PANELCO</b> Find out about the heart of our business and the services we provide	<b>03 - 11</b>
<b>MELAMINE COLLECTION</b> A vast range of melamine panels from the worlds leading manufacturers	<b>14 - 53</b>
<b>EDGING</b> An edging solution for every board that we sell	<b>54 - 57</b>
<b>VENEERED PANELS</b> Real wood decorative veneer bonded to MDF or plywood, pre-lacquered or unfinished	<b>58 - 65</b>
<b>LAMINATE COLLECTION</b> High quality laminates for a wide range of end uses	<b>66 - 73</b>
<b>WORKTOPS</b> A complete mix of worktop ranges to suit any budget	<b>74 - 85</b>
<b>BUILDING &amp; JOINERY PRODUCTS</b> A comprehensive range of building solutions including chipboard, MDF, OSB and plywood	<b>86 - 111</b>
<b>SPECIALIST PRODUCTS</b> Specialist products for those bespoke projects	<b>112 - 121</b>

A full product catalogue is available to view and download on our website.



Authentic,  
vibrant, natural,  
realistic, bold.

Our melamine collection continues to evolve as our suppliers experiment with new colour and texture. From the traditional to the most recent on-trend designs, our extensive range of melamine boards ensures we stock a solution for every project. The possibilities are endless!

# the melamine collection



Imagery provided courtesy of EGGER UK

**ORDER BY 5PM**  
FOR NEXT DAY  
DELIVERY



PANELCO.COM



EGGER DECORS

EGGER Decor - H3309 Sand Gladstone Oak ST28

EGGER Decor - U222 PerfectSense Matt frontal

TEXTURE &  
DESIGN

Imagery provided courtesy of EGGER UK


**E EGGER**  
**ZOOM**®

THE EVERYDAY RESOURCE

## MELAMINE FACED PANELS

### LAMINATE / EDGING

EGGER's ZOOM Collection offers high product quality and the latest trend orientated decors. They provide a complete solution; a range of complementary products that includes MFC, MF-MDF, laminate and edging with matching decors and textures.

EURODEKOR® melamine faced panels are constructed from a decorative printed paper covering a chipboard or MDF core. This pre-bonded finished material requires no further fabrication except edging.

## PRODUCT RANGE

### EGGER EURODEKOR® FSC® Certified Melamine Faced Chipboard

EURODEKOR® MFC incorporates recent developments in quality and realism. EGGER's reproductions allow you to offer the look and feel of veneers without the premium price. It is an environmentally sustainable product which contains over 40% recycled wood.

### EGGER EURODEKOR® Melamine Faced MDF

EURODEKOR® MF-MDF has exactly the same surface finishes as EURODEKOR® MFC but has an MDF core. EURODEKOR® MF-MDF is mainly used where excellent screw-holding of heavy loads is required. The MDF core can be grooved or routed into as a design feature. Edges can be painted, lacquered, left unfinished or edged with ABS tape.

### EGGER Laminate

EGGER Laminate is the perfect material for high traffic areas where a hard wearing surface is essential, such as counter tops, doors, reception desks and many more interior and shop-fitting applications. Compared to veneers, laminates are much more durable and resistant to scratches.

### EGGER Eurolight

EGGER Eurolight is a composite board with strong surface layers, combined with a light, yet robust cardboard honeycomb core. In addition to its low weight, it features outstanding stability and offers many design and construction options.

### EGGER ABS Edging


EGGER ABS edging is a durable thermoplastic edge banding that is colour and texture matched to the EURODEKOR® MFC & MF-MDF range, ensuring a consistent appearance.






EGGER TEXTURES

Texture is no longer a secondary consideration after colour choice. It is now used to give more depth and realism to reproductions, bringing them closer to the real material, whether that's solid wood, veneer, stone or leather, meaning you can create higher value projects and ranges.



SM SEMI MATT  
A smooth paint finish.



ST2 DIAMOND  
A grainy, mini pearl texture, with a medium gloss level. Robust, durable and used with uni colours and pearlescent decors.




ST9 PERFECT MATT  
Used with uni colours and woodgrains, offering a soft, natural feel.



ST10 AUTHENTIC  
A highly authentic and realistic surface for solid wood/material reproductions.




ST11 NATURAL PORE  
This irregular matt gloss wood pore surface offers a very natural appearance.



ST15 OFFICE  
A smooth, flat surface finish with low gloss levels and low maintenance.




ST18 WAVELINE  
A horizontal deep texture that appears modern and is reminiscent of coated, milled solid wood.



ST22 MATEX  
Deep brushed finish with a matt gloss linear grain, perfect for linear woodgrain decors.




ST26 PAINTED WOOD  
The surface is based on pine with an opaque coating.




ST27 FEELWOOD Elegance  
The fine and linear, yet natural texture is synchronised to create an incredible realistic finish. (Synchronised Pore).



ST28 FEELWOOD Nature  
Knots and planking create a natural feel reminiscent of solid wood. (Synchronised Pore).




ST29 FEELWOOD Ambience  
A striking yet elegant appearance. It traces the grain with soft recesses, creating a tactile finish. (Synchronised Pore).



ST30 GLOSS  
A smooth surface with a high gloss level.




ST31 PLATINUM ASH  
This surface has a flowered design (directional, non-tilt) and a high gloss level.



ST36 BRUSHED WOOD  
The surface exhibits a deeply brushed but very natural, matt character that gives many woodgrains an extremely authentic feel.



ST37 FLEETWOOD Rift  
The latest addition to the Feelwood range, Feelwood Rift follows the trend towards a natural and authentic quality with a deceptively genuine wood look and feel. (Synchronised Pore)



ST87 CERAMIC  
The matt gloss effects stimulate the surface and feel of a ceramic plate.

TECHNICAL SPECIFICATIONS

**EGGER EURODEKOR® FSC® Certified Melamine Faced Chipboard**

Available Thickness (mm)				
8	15	18	25	38
Sheet Sizes (mm)				
2800 x 2070				
Other thicknesses are available on request.				

**EGGER EURODEKOR® Melamine Faced MDF**

Available Thickness (mm)
18
Sheet Sizes (mm)
2650 x 2070

**EGGER Laminate**

Available Thickness (mm)
0.8
Sheet Sizes (mm)
3050 x 1310 2150 x 950 (Special Order)

**EGGER Eurolight**

Available Thickness (mm)
50 (38mm - Special Order)
Sheet Sizes (mm)
2800 x 2070

**EGGER ABS Edging**

ABS matching edging rolls:
22mm x 0.4mm x 200 Metre Rolls
23mm x 0.8mm x 75 Metre Rolls
23mm x 2.0mm x 75 Metre Rolls
28mm x 2.0mm x 75 Metre Rolls (S.O.)
54mm x 2.0mm x 25 Metre Rolls

S.O. = Special Order



EGGER PerfectSense

One of Egger's latest collections, PerfectSense premium decor panels are much more than conventional melamine-faced MDF boards.

Thanks to the completely new finishing process, they represent a new category of products.

PerfectSense connects the high quality look and feel of modern surfaces.

- Suitable for high mechanical loads
- Highly scratch-resistant and resilient
- Resistant when machining and finishing
- Gloss or matt finish on one side
- Available in 6 gloss and 7 matt decors
- ST2 texture on the reverse
- Easy to clean
- Matching gloss ABS edging
- PEFC™ certified

PRODUCT RANGE

TECHNICAL SPECIFICATIONS

**PerfectSense Panels (PSG & PSM)**

Available Thickness (mm)
19
Sheet Sizes (mm)
2800 x 2070
Other sizes are available on request.

A range of matching edging is available for all decors.




EGGER PerfectSense GLOSS


PerfectSense Gloss is a premium category of high gloss. The degree of reflection of PerfectSense Gloss allows you to create the kind of high-end look that was previously only achievable by using glass or acrylic. MDF as a support material also guarantees an exceptionally smooth surface.

The UV technology ensures a long-lasting gloss effect and, simultaneously, a hard-wearing surface.


The range of decors and sizes available are shown below;




U104 Alabaster



U323 Chilli Red




U763 Pearl Grey



U999 Black



W1000 Premium White




H3025 Macassar

EGGER PerfectSense MATT


Matt as the contrast trend to high gloss is currently in high demand for exclusive interior design. Matt surfaces, in particular, represent superior value. With its muted hues, PerfectSense Matt provides a high-quality look thanks to its soft matt feel.

The special no-fingerprint surface of PerfectSense Matt prevents fingerprints, even on frequently touched surfaces, e.g. handle-free fronts


The range of decors and sizes available are shown below;




U222 Crema



U702 Cashmere




U708 Light Grey




U727 Stone Grey



U732 Dust Grey



U999 Black



W1000 Premium White

**FREE SAMPLES SERVICE**  
To order a sample of our decors contact us or visit our website and complete our Samples Request Form.





**UNI COLOUR COLLECTION**

From the timeless flexible colours of white, beige and brown to bright and eye-catching primary colours with a bold and strong appearance.



EGGER Decor - U321 Red ST15

NATURAL,  
NEUTRAL  
AND INTENSE

Imagery provided courtesy of EGGER UK

**E EGGER**  
**ZOOM®**  
THE EVERYDAY RESOURCE

 W980 Platinum White / SM / ST2 / ST27 / ST31	 U156 Sand Beige / ST9 / ST30	 U518 Ice Blue / ST9	 U717 Dakar / ST9 / ST27
 W1000 Premium White / ST9 / ST30 / ST18 / ST26	 U205 Cappuccino / ST15	 U539 Steel Blue / ST9	 U727 Stone Grey / ST9 / ST26 / ST27 / ST30
 W1100 Alpine White / ST9 / ST30	 U206 Malaga / ST9	 U540 Denim / ST9	 U732 Dust Grey / ST15
 W1200 Porcelain / ST9 / ST27	 U215 Magnolia / ST15	 U608 Pistachio / ST9	 U741 Lava / ST9 / ST27
 U100 Mussel / ST9 / ST11 / ST27	 U222 Crema / ST15 / ST30	 U628 Green / ST15	 U748 Truffle / ST9
 U104 Alabaster / SM / ST11 / ST15 / ST27 / ST30	 U311 Burgundy / ST15	 U631 Olive / ST9	 U765 Silver Grey / ST15
 U108 Vanilla / ST15 / ST27 / ST30	 U321 Red / ST15	 U635 Moss / ST9	 U795 Brown Grey / ST9
 U114 Yellow / ST15	 U330 Aubergine / ST9	 U636 Fjord / ST9	 U808 Mocha / ST9
 U116 Jasmine Pearl / ST2	 U343 Vino / ST9	 U702 Cashmere / ST9 / ST27	 U961 Graphite / ST2 / ST27
 U140 Saffron / ST9	 U525 Blue / ST15	 U708 Light Grey / ST15 / ST27	 U999 Black / ST2 / ST18 / ST30 / ST31



**WOODGRAINS**

An extensive collection of woodgrain decors that encompasses traditional and classic designs alongside contemporary and modern trends.



EGGER Decor - H1486 Jackson Pine ST36


DEPTH AND REALISM

Imagery provided courtesy of EGGER UK

**E EGGER**  
**ZOOM**<sup>®</sup>  
THE EVERYDAY RESOURCE


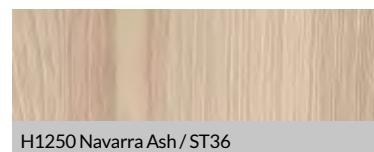
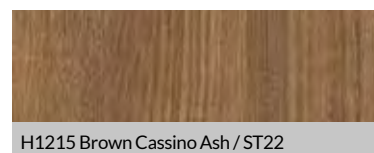
**ACACIA**

Aesthetically pleasing with distinctive, rustic grain patterns and warm contrasting hues.






**ASH AND ELM**

Light and dark variations of both Ash and Elm with a fine grain pattern.




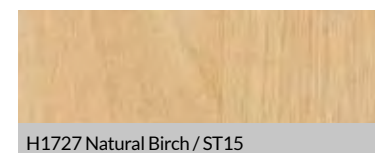
**BEECH**

Versatile shades of this popular wood species, a firm favourite for many.





**BIRCH**

The creamy lighter tones of Birch wood for a more contemporary feel.



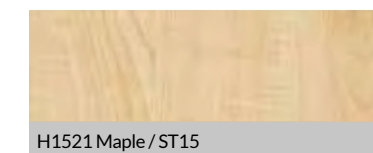
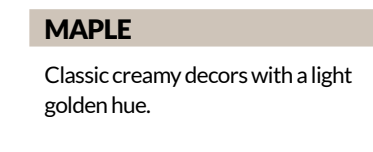



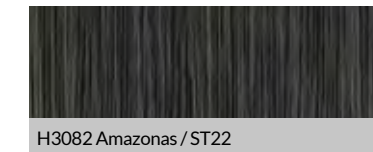

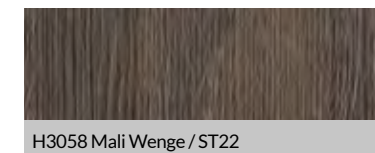
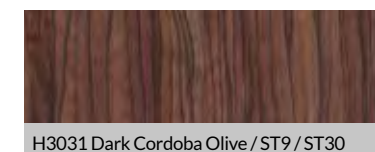



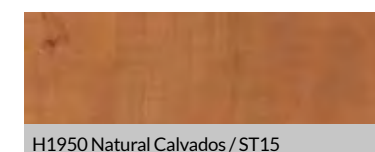


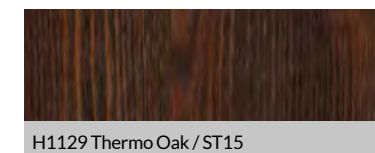

**CHERRY**

Naturally rich colours with a reddish brown/pink hue.



**EXOTICS**

Eye-catching woodgrains with a distinctive, individual character.



**HICKORY**

Add warmth and character with this natural looking decor that has a lot of detail and colour variation.

**MAPLE**

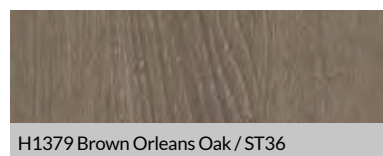
Classic creamy decors with a light golden hue.

A range of matching edging is available for all decors.




**OAK**

Both traditional and contemporary versions of this popular wood species.




H1379 Brown Orleans Oak / ST36



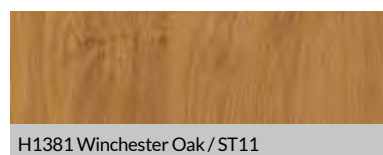
H3368 Natural Lancaster Oak / ST9



H1474 White Avola / ST22



H1137 Black/Brown Ferrara Oak / ST11




H1381 Winchester Oak / ST11



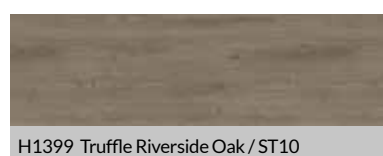
H3382 Light Winchester Oak / ST9




H1476 Champagne Avola / ST22




H1146 Grey Bardolino Oak / ST10



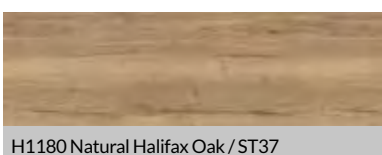
H1399 Truffle Riverside Oak / ST10



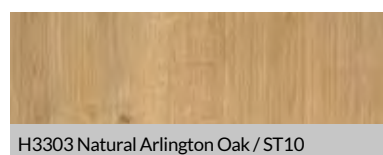
H3388 Medium Light Oak / ST11



H1477 Grey Green Avola / ST22



H1180 Natural Halifax Oak / ST37




H3303 Natural Arlington Oak / ST10



**PEARWOOD AND CHESTNUT**

A collection of pale golden and contrasting darker brown tones based on Pearwood or Chestnut.



H1478 Truffle Brown Avola / ST22




H1181 Tobacco Halifax Oak / ST37




H3304 Grey Lacquered Chateau Oak / ST9



H1532 Pearwood / ST15




H1484 Grey Brown Avola / ST22



H1310 English Oak / ST11



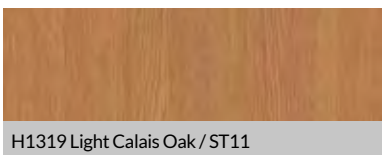
H3309 Sand Gladstone Oak / ST28




H1793 Lava Tortona / ST27




H1486 / Jackson Pine / ST36



H1319 Light Calais Oak / ST11




H3325 Tobacco Gladstone Oak / ST28



H1796 Natural Tortona / ST27



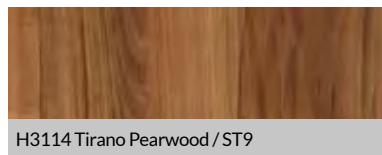
H3078 Hacienda White / ST22




H1334 Light Ferrara Oak / ST9




H3326 Grey Beige Gladstone Oak / ST28




H3114 Tirano Pearwood / ST9



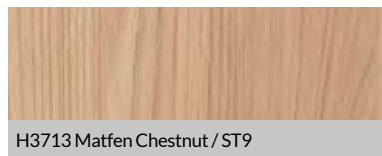
H3081 Hacienda Black / ST22




H1342 Natural Montana Oak / ST11




H3332 Grey Nebraska Oak / ST10



H3713 Matfen Chestnut / ST9



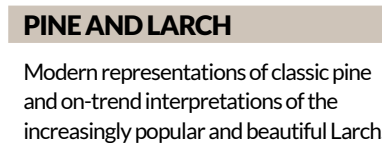
H3753 Country Montana Larch / ST22



H1372 Natural Aragon Oak / ST22



H3342 Sepia Gladstone Oak / ST28



**PINE AND LARCH**


Modern representations of classic pine and on-trend interpretations of the increasingly popular and beautiful Larch.




H3755 White Swiss Larch / ST22



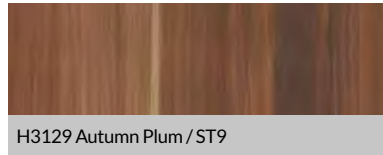
H1377 Sand Orleans Oak / ST36



H3344 Highline Oak / ST36



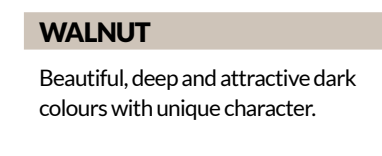
H1424 Woodline Cream / ST22




H3129 Autumn Plum / ST9



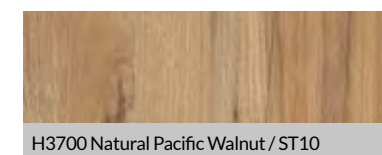
H3451 Champagne Fleetwood / ST36



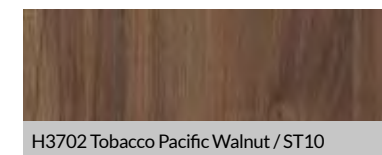
H1713 Grey Brown Ontario Walnut / ST9



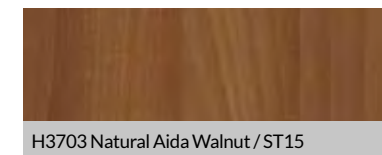
H3700 Natural Pacific Walnut / ST10



H3702 Tobacco Pacific Walnut / ST10




H3703 Natural Aida Walnut / ST15



H3704 Tobacco Aida Walnut / ST15 / ST30



H3710 Natural Carini Walnut / ST9



H3734 Natural Dijon Walnut / ST9




H3778 Natural Caribbean Walnut / ST9

**METALS**

Warm and cool interpretations of metal, each with a high quality, pearlescent surface finish.



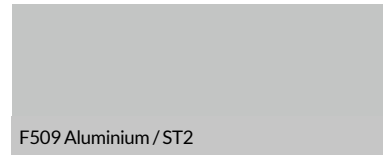
F488 Quartz Cubanit / ST2



F489 Quartz Inox / ST2



F501 Titanium / ST2




F509 Aluminium / ST2

**STONE AND MINERAL**

Authentic reproductions of concrete, granite and minerals.



F236 Terrano Grey / ST15



F238 Terrano Black / ST15




F274 Light Concrete / ST9



F396 Basaltino Grey / ST10

**TEXTURE MEETS COLOUR**

Uni colours with either a metallic finish, paint effect or the innovative ST18 three dimensional surface texture.



F436 Quartz Silk / ST2



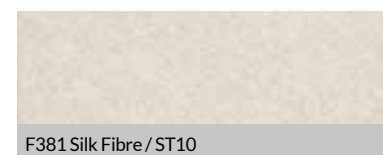
F495 Quartz Glass / ST2



U763 Pearl Grey / ST18

**TEXTILES**

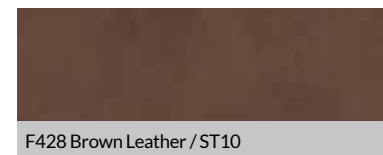
Leather and textile designs which appear like the real thing.



F381 Silk Fibre / ST10



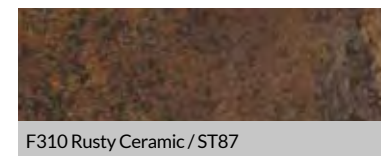
F425 Beige Linen / ST10



F428 Brown Leather / ST10

**USED LOOK**

These decors with their signs of use and vintage look, create the opposite effect to purism and linearity with their imperfections.



F310 Rusty Ceramic / ST87



F311 Anthracite Ceramic / ST87

**EDGING**

A range of matching ABS edging is available for all EGGER decors.

EGGER ABS edging is a durable thermoplastic edge banding that is colour and texture matched to the EURODEKOR® MFC & MF-MDF range, ensuring a consistent appearance.



A range of matching edging is available for all decors.

**FREE SAMPLES SERVICE**  
To order a sample of our decors contact us or visit our website and complete our Samples Request Form.



KRONOSPAN DECORS



Kronospan Trends - Decor 4299

Kronospan Trends - Decor K003

DESIGN  
TO INSPIRE

Imagery provided courtesy of Kronospan



KRONOSPAN  
MELAMINE  
COLLECTION

Kronospan have been manufacturing outstanding melamine-faced chipboard (MFC) and MDF panels in the UK for almost 40 years. Today that means you have the perfect answer, in every sense. Their melamine range offers a multitude of inspiring contemporary and traditional decors, which can be used in many applications including furniture, shopfitting, kitchens, bedrooms, hotels, caravans and so many more, the only restraint is your imagination!

PRODUCT RANGE

TECHNICAL SPECIFICATIONS

FSC® Certified Melamine Faced Chipboard

Available Thickness (mm)

15	16	18	25
----	----	----	----

Sheet Sizes (mm)

2620 x 2070
2800 x 2050 (Mirror Gloss only)
2800 x 2070 (Available in selected decors only)



FSC Certified Melamine Faced MDF Single and Double Sided

Available Thickness (mm)

8	15	18	25
---	----	----	----

Sheet Sizes (mm)

2620 x 2070
-------------


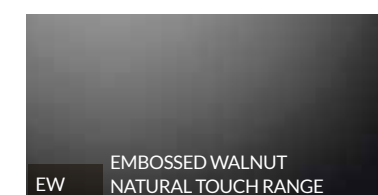
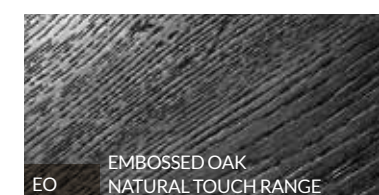
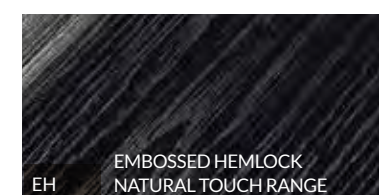
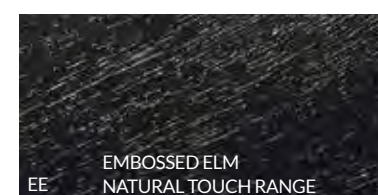

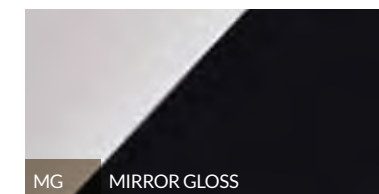






Melamine faced MDF is available single sided in 15, 18 & 25mm in selected decors.

Edging

A comprehensive selection of edging is available to match the Kronospan range.

TEXTURES

A wide choice of stunning, real world surface textures inspired by cutting edge European designers.





KRONOSPAN DECORS



PERFECT FUSION

Imagery provided courtesy of Kronospan




KRONOSPAN TRENDS COLLECTION


Kronospan's new collection 'Trends16/17' follows the successful launch of the original Trends collection in 2014/15.

Inspired by all the latest design trends it complements the largest Kronospan surface collection Kronodesign with new contemporary wood decors in three decor combinations - Nordic, Luxury and Metropolitan.

TRENDS 16/17 DECORS



TRENDS 14/15 DECORS



PRODUCT RANGE

TECHNICAL SPECIFICATIONS

FSC® Melamine Faced Chipboard



Available Thickness (mm)

18

Sheet Sizes (mm)

2620 x 2070



**FREE SAMPLES SERVICE**  
To order a sample of our decors contact us or visit our website and complete our Samples Request Form.









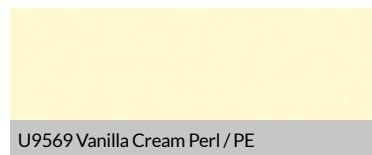





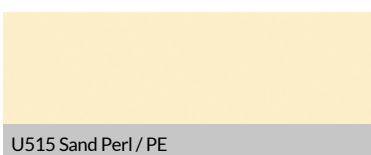
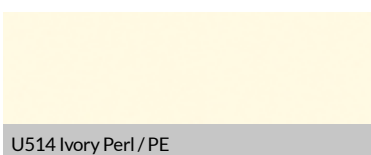





A range of matching edging is available for all decors.



**COLOUR COLLECTION**

The decors available in the Kronospan Colour Collection and their corresponding texture reference are shown below.



**EDGING**

A range of matching edging is available for all Kronospan panels.








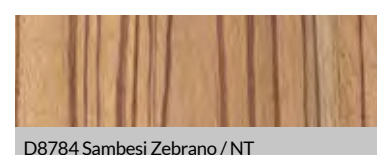




**FREE SAMPLES SERVICE**

To order a sample of our decors contact us or visit our website and complete our Samples Request Form.

**STANDARD WOODGRAINS**

A multitude of inspiring contemporary and traditional decors, all selected due to their popularity.



A range of matching edging is available for all decors.





KRONOSPAN DECORS



Kronospan Decor - 6094 Cocoa Walnut EW

THE NATURAL TOUCH



**NATURAL TOUCH**




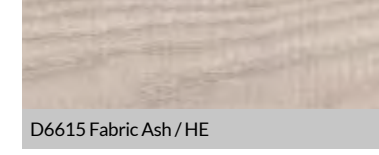
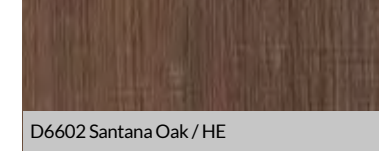


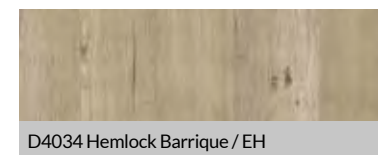
With Natural Touch, you have all the desirable features of wood without its frustrating drawbacks and variables.

Natural Touch's cutting edge embossed in register technology allows you to be creative, with astonishingly realistic grain and beautiful colouration. Precisely synchronizing the surface structure to perfectly match the woodgrain below, it gives you production confidence. This material is 100% dependable in every respect.

Clad walls, build furniture, create fixtures, make striking punctuations to your spaces and your surfaces.

**FRESH COLLECTION**

Inspired by global trends to ensure the collection is at the forefront of design and providing you with a continual source of inspiration.



A range of matching edging is available for all decors.



EVOLA BY UNILIN

BEAUTIFUL  
& LIFELIKE

Evola Decor - H162 Minnesota Oak Natural - Z5L

Imagery provided courtesy of Unilin



UNILIN EVOLA COLLECTION

Glide your finger across the surface of Evola and you'll notice it immediately.

This collection of innovative interior design products aims not only to be beautiful and lifelike, but also to feel totally genuine and authentic.

The perfection is in the detail. By working with realistic, embossed structures and varying degrees of gloss for the finish, Unilin have developed a range of harmonious and lifelike designs.

Evola is the perfect answer to the demands from interior architects and interior designers for high-quality, durable and affordable products.

Evola is available in MFC, high pressure laminate and matching ABS edging including a number of designs featuring an innovative synchronised surface structure. Fire retardant and moisture resistant core options are available to special order as well as melamine faced MDF.

PRODUCT RANGE

TECHNICAL SPECIFICATIONS

Melamine Faced Chipboard

Available Thickness (mm)

18

Sheet Sizes (mm)

2800 x 2070

Other thicknesses available on request.

Laminate

Available Thickness (mm)

0.8

Sheet Sizes (mm)

3050 x 1300

Edging

Available

1mm x 23mm x 75m rolls

TEXTURES

The textures available within the Evola Collection are shown below;



V8A ROYAL OAK SYNCHRONUS SURFACE FINISH




V9A HERITAGE OAK SYNCHRONUS SURFACE FINISH



Z5L MINNESOTA OAK SYNCHRONUS SURFACE FINISH



M01 METALLIC



W04 DEEPWOOD



EVOLA BY UNILIN



Imagery provided courtesy of Unilin

**EVOLA DECORS**

The decors available in the Evola Collection and their corresponding texture reference are shown below;

F985 Raw Concrete - Grey W04	H162 Minnesota Oak Natural Z5L	H449 Nordic Pine - Light Grey W04	U115 Otter W04
F986 Raw Concrete - Dark Grey W04	H164 Royal Oak - Dark Brown V8A	H450 Heritage Oak Patina V9A	U128 Graphite W04
F988 Raw Concrete - Light Beige W04	H437 Royal Oak - Natural V8A	H451 Emilia Oak - Natural W04	U147 Surf W04
F989 Pure Concrete Light W04	H438 Heritage Oak Medium Brown V9A	H452 Emilia Oak - Light Grey W04	U292 Turtle Grey W04
F992 Brushed Bronze M01	H439 Heritage Oak Dark V9A	H453 Emilia Oak - Dark Grey W04	WA12 Azure White W04
F993 Brushed Steel Blue M01	H440 Minnesota Oak Warm Natural Z5L	H454 Flakewood - Taupe W04	113 Diamond Black W04
F994 Brushed Gold M01	H441 Minnesota Oak Chocolat Z5L	H455 Flakewood - Painted White W04	625 Silicon W04
H160 Minnesota Oak Greige Z5L	H447 Nordic Pine - Natural W04	H588 Royal Oak - Vanille V8A	760 Brushed Aluminium M01
H161 Heritage Oak Light V9A	H448 Nordic Pine - Light Natural W04	UD26 Tornado W04	A range of matching edging is available for all decors.

A range of matching edging is available for all decors.



**PRODUCT RANGE**

Ideal for all commercial applications including shop fitting, furniture exhibitions and construction.

We offer a diverse selection of decorative melamine faced MDF and chipboard in a range of dimensions including 2440 x 1220mm and 3050 x 1220mm across all the usual thicknesses and textures.

Moisture resistant and flame retardant core options are available to special order.

Benefits include;

- Both matt and textured finishes
- Matching edging
- No minimum order




**TECHNICAL SPECIFICATIONS**

**FSC® Certified Melamine Faced Chipboard**

Available Thickness (mm)			
12	15	18	25
Sheet Sizes (mm)			
2440 x 1220			
3050 x 1220			

**PEFC™ Certified Melamine Faced MDF**

Available Thickness (mm)			
12	15	18	25
Sheet Sizes (mm)			
2440 x 1220			
3050 x 1220			



A range of matching edging is available for all decors.

**FREE SAMPLES SERVICE**

To order a sample of our decors contact us or visit our website and complete our Samples Request Form.

**MFC / MF-MDF BASIX COLLECTION**



Imagery provided courtesy of Unilin



Luxury, lustre, state of the art, resilient, durable.

As a high gloss specialist, Panelco now stock over 90 different gloss decors in collections from Luxe, Egger, Kronospan and Senoplast. From simply plain uni colours to woodgrains and abstract designs, our gloss panels are suitable for all applications where luxury, lustre, co-ordination and durability are a necessity.

# the gloss range



Decor - Luxe Bronze Stone

Imagery provided courtesy of the Alvic Group

**ORDER BY 5PM**  
FOR NEXT DAY  
DELIVERY



PANELCO.COM





LUXE HIGH GLOSS, ZENIT SUPERMATT AND SYNCRON PANELS



Decor - Synchron Ice 2

**LUXE HIGH GLOSS AND ZENIT SUPERMATT MDF PANELS**

LUXE high gloss and Zenit supermatt MDF panels are technologically advanced products that have a high-gloss or supermatt finish on one surface, with the reverse covered in a decorative paper in the same design. They represent the very latest generation of decorative surfaces, offering stunning and elegant interior design solutions.

This collection offers the professional interior designer fresh and imaginative decor combinations including vibrant high gloss solid colours, pearlescent high gloss modern woodgrains and fantasy designs for an outstanding visual effect.

**SYNCRON MFC PANELS**

The new SYNCRON collection comprises chipboard panels coated with a selection of modern finishes applied to wood, stone and designs that give the surface an extraordinary naturalness and a highly decorative expressiveness. SYNCRON can also be combined with our range of LUXE colours for added versatility.

Exclusive to Panelco in the UK, our Luxe, Zenit and Synchron panels have superior impact and scratch resistant properties, they are PEFC™ certified and we stock matching ABS edging for all designs.

**TECHNICAL SPECIFICATIONS**

**PEFC™ Certified Luxe High Gloss and Zenit Supermatt MDF Panels**

Available Thickness (mm)			
10	16	18	22

Sheet Sizes (mm)  
**2750 x 1220**

18mm available ex-stock. All other thicknesses are available to order.

Please expect the panels to be oversized on the width to allow for trimming.

**PEFC™ Certified Synchron MFC Panels**

Available Thickness (mm)			
10	16	18	22

Sheet Sizes (mm)  
**2750 x 1220**

18mm available ex-stock. All other thicknesses are available to order.

Please expect the panels to be oversized on the width to allow for trimming.

**EDGING**

1.0mm x 23mm x 150 Metre rolls. Available in solid colour or 3D options.







## LUXE

The Luxe Collection incorporates attractive colours and modern structures in solid, pearlescent wood and fantasy designs, creating elegant combinations of furniture for your kitchen, bathroom, home, and interior-design and decoration project.

## EXCLUSIVE TO PANELCO

LUXE panel surfaces boast excellent physical and mechanical performance. Its properties include:

- A high quality surface with superior scratch resistance
- Mirror-like reflectivity
- High colour fastness
- All panels are available with matching ABS edging


### SOLID UNI COLOUR

Stunning high gloss solid colours to be used on their own or in combination with other finishes.



### PEARL EFFECT

Four attractive and contemporary colours finished in a distinctive pearlescent effect.



### WOODGRAIN & FANTASY

Realistic high gloss natural wood and fantasy effects with the ease of use and functionality of a melamine board.



## ZENIT


An MDF panel with a supermatt finish, ZENIT comes in two options, Supermatt and MetalDeco Supermatt.

ZENIT panel surfaces boast excellent physical and mechanical performance. Its properties include:

- A high quality surface with superior scratch and abrasion resistance
- Virtual absence of reflectivity
- High colour fastness
- A non-marking surface (MetalDeco finish only)
- All panels are available with matching ABS edging

### SUPERMATT & METALDECO SUPERMATT


A supermatt surface that enhances the warmth of its velvety touch with metallic particle dispersion in the MetalDeco collection.



## SYNCRON

The new SYNCRON collection comprises chipboard panels coated with a selection of modern finishes applied to wood, stone and designs that give the surface an extraordinary

naturalness and a highly decorative expressiveness. SYNCRON can also be combined with our range of LUXE colours for added versatility.



**FREE SAMPLES SERVICE**  
To order a sample of our decors contact us or visit our website and complete our Samples Request Form.





## KRONOSPAN MIRROR GLOSS PANELS

Mirror Gloss panels are constructed with first class particleboard and high quality melamine film for decorative use in the furniture industry and interior design. It is suitable for all applications where luxury, lustre, co-ordination and durability are a necessity.

Available in 20 stunning designs

- High durability and resilience
- High chemical and thermal resistance
- Easy to clean
- Matching reverse
- FSC® certified
- Matching gloss laminates available in all decors

### TECHNICAL SPECIFICATIONS

**FSC Certified Mirror Gloss (MG) MFC Panels**

**Available Thickness (mm)**

18

**Sheet Sizes (mm)**

2800 x 2050

### EDGING

1.0mm x 23mm x 150 Metre rolls. Available in solid colour or 3D options.




Imagery provided courtesy of Kronospan

## EGGER ST30 GLOSS PANELS

EGGER's range of ST30 Gloss MFC panels are perfect for use within the furniture industry and are also popular within commercial applications such as shopfitting, exhibition stand construction and partition walls.

- Available in uni colours and woodgrains
- High durability and resilience
- All boards (with the exception of Premium White) are supplied with a protective film on both sides
- Easy to clean
- Matching gloss ABS edging
- FSC® certified
- Gloss MF-MDF also available on request
- Matching gloss reverse
- Matching gloss laminates available in U108, U311, U961, U999, and W1000



### TECHNICAL SPECIFICATIONS

**FSC Certified Gloss MFC Panels (ST30)**

**Available Thickness (mm)**

18

**Sheet Sizes (mm)**

2800 x 2070


Other sizes are available on request.

### EDGING

2.0mm x 23mm x 75 Metre rolls.



A range of matching edging is available for all decors.



Imagery provided courtesy of EGGER UK





VIBRANT &  
ON TREND

**SENOPLAST  
GLOSS ACRYLIC  
FACED MDF**

Senoplast combines the look and feel of a solid surface acrylic with an ultra high gloss in a contemporary range of effects. All Senoplast panels are FSC® certified, they are supplied with a protective surface and have matching ABS edging available

The Senoplast range also now includes 3 brand new TopX decors.

TopX is a high quality acrylic MDF product with matching reverse and superior scratch resistant properties. The innovative lacquered coating takes the material into a new dimension, providing an acrylic panel which has market-leading durability.

Decors White Gloss, Cream Gloss, Black Gloss, White Gloss TopX, Cream Gloss TopX and Black Gloss TopX have a matching reverse.

**TECHNICAL SPECIFICATIONS**

**FSC Certified Senoplast  
Gloss Acrylic Faced MDF**

**Available Thickness (mm)**

18

**Sheet Sizes (mm)**


3050 x 1220

**EDGING**









1.0mm x 23mm x 150 Metre rolls.  
Available in solid colour or 3D options.



A range of matching edging is available for all decors.



**TOPX ACRYLIC GLOSS PANELS**







Variety, quality,  
plain colours,  
woodgrains.

An innovative range of cut and edged furniture panels that includes all the popular sizes and will meet your demands for excellence and perfection. Regardless of the kitchen, bedroom or diy project you have in mind, Panelco can provide all the options that you need.

# cut & edged furniture panels



**ORDER BY 5PM**  
FOR NEXT DAY  
DELIVERY





## FSC® CERTIFIED CUT AND EDGED FURNITURE PANELS

Our extensive range of cut and edged melamine faced boards are available in plain colours and woodgrains for applications in a variety of end uses such as kitchens, bedrooms and DIY.

The range consists of all the popular decors in both 15 and 18mm, with various panel widths available.

All panels are available ex-stock and with no minimum order.

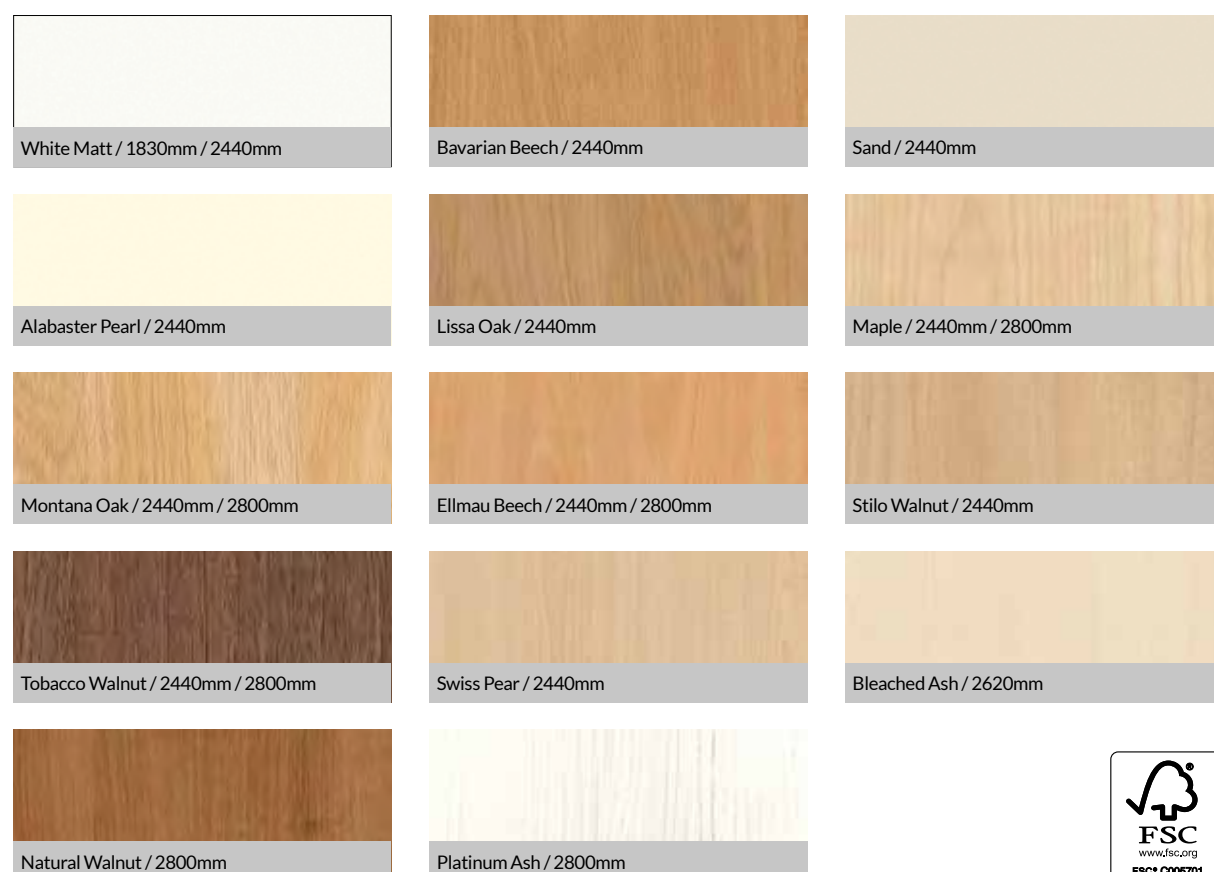
Our panels can be further processed, to our customers exact specifications using our in-house cutting facility, producing both standard and bespoke product solutions.

*Panelco's cut and edged panel range is manufactured only from FSC certified board. It is your guarantee that the wood in the board is derived from well managed forests.*

### 15MM CUT AND EDGED FURNITURE PANELS

Stock Available	Board Widths (mm)										
Finishes - Lengths	1220	152	229	305	381	457	533	610	686	762	914
White - 1830mm	-	✓	✓	✓	✓	✓	✓	✓	-	-	-
White - 2440mm	✓	✓	✓	✓	✓	✓	✓	✓	✓	✓	✓
Plain colours - 2440mm	✓	✓	✓	✓	✓	✓	✓	✓	-	-	-
Woodgrains - 2440mm	✓	✓	✓	✓	✓	✓	✓	✓	-	-	✓
Woodgrains - 2620mm	-	✓	✓	✓	✓	✓	✓	✓	-	-	-
Woodgrains - 2800mm	-	✓	✓	✓	✓	✓	✓	✓	-	-	-


(Bavarian Beech, Montana Oak, Alabaster Pearl and Lissa Oak are not available in 914mm board widths).



### 18MM CUT AND EDGED FURNITURE PANELS

Stock Available	Board Widths (mm)							
Finishes - Lengths	150	160	300	450	500	570	600	610
White - 2800mm	-	✓	✓	-	✓	✓	-	✓
Plain colours - 2440mm	✓	-	✓	✓	-	-	✓	-
Plain colours - 2800mm	-	✓	✓	-	✓	✓	-	✓
Woodgrains - 2440mm	✓	-	✓	✓	-	-	✓	-
Woodgrains - 2620mm	-	✓	✓	-	✓	✓	-	✓
Woodgrains - 2800mm	-	✓	✓	-	✓	✓	-	✓
Gloss - 2440/2655mm	✓	✓	✓	✓	✓	✓	✓	✓

NB: 438mm widths are also available in White Pearl, Ivory Pearl and Ellmau Beech.



### ACCESSORIES

#### Pre-Glued Melamine Edging

Panelco stock an extensive range of pre-glued melamine edging to match our range of cut & edged boards;

Available ex-stock and with no minimum order.

#### Pre-glued Edging

**22mm x 0.4mm x 100 Metre rolls**  
**22mm x 0.4mm x 10 Metre rolls**

- Other sizes are available on request
- An extensive range of un-glued melamine edging is also available in 19 and 22mm. Sold in 500 metre rolls.



To order a sample of our decors contact us or visit our website and complete our Samples Request Form.



A range of matching edging is available for all decors.



# GIVE YOUR PRODUCTS THE EDGE

Our decorative edging collection offers you a comprehensive selection of edging products from the worlds leading manufacturers. Available in a variety of thicknesses, widths, colours and textures, offering exciting finishes for relatively low costs.

A correctly applied edging tape creates the solid look and feel for your melamine faced components. Using the correct edging tape for the appropriate application is of paramount importance. The best indication that the right edging has been chosen is that you do not notice it.

## PRODUCT RANGE

### ABS EDGING

One of the newer materials for edge banding, ABS shares most of the characteristics of PVC, but it is both acid free and environmentally friendly under incineration. With the increase in demand for high quality durable furniture, plastic edging has risen in popularity across the industry. Panelco hold an extensive range of ABS edging in stock.

- Over 400 different decors available
- Resilient and long lasting
- Hotmelt Adhesive also available to purchase
- Minimum order of only 1 roll
- A range of specialist effects are also available on request

#### TECHNICAL SPECIFICATIONS

##### EGGER - ABS (Un-glued)

22mm x 0.4mm x 200 Metre rolls  
23mm x 0.8mm x 75 Metre rolls  
23mm x 2.0mm x 75 Metre rolls  
28mm x 2.0mm x 75 Metre rolls (to order)  
54mm x 2.0mm x 25 Metre rolls

##### Döllken - ABS (Un-glued)

22mm x 0.4mm x 200 Metre rolls  
22mm x 0.8mm x 150/300 Metre rolls  
23mm x 1.0mm x 150 Metre rolls  
23mm x 2.0mm x 75/150 Metre rolls  
29mm x 2.0mm x 150 Metre rolls

##### Rehau - ABS (Un-glued)

23mm x 0.8mm x 150 Metre rolls  
23mm x 2.0mm x 100 Metre rolls

Other sizes are available on request.

### MELAMINE EDGING

Easy to apply and the traditional option for many manufacturers. Panelco stock an extensive range of melamine edging to match our melamine range of boards;

- Offered pre-glued or un-glued
- Hotmelt Adhesive also available to purchase
- Minimum order of only 1 roll

#### TECHNICAL SPECIFICATIONS

##### Surteco - Melamine Impregnated Paper

22mm x 0.4mm x 100 Metre rolls - Pre-glued  
22mm x 0.4mm x 10 Metre rolls - Pre-glued  
19mm x 0.4mm x 500 Metre rolls - Un-glued  
22mm x 0.4mm x 500 Metre rolls - Un-glued

Other sizes are available on request.



### EDGINGS FOR VENEERED PANELS

Made from the finest selected veneer species, our range of quality veneer edging gives an authentic solid wood feel to all your veneered projects.

#### PRE-GLUED THIN VENEER EDGING

- Available across all of our veneer decors
- Pre-glued, coiled and polybagged
- Minimum order of only 1 roll
- White Oak and Sapele also available un-glued

#### TECHNICAL SPECIFICATIONS

##### Veneer Edging (Pre-glued)

22mm x 0.5mm x 50 Metre rolls  
30mm x 0.5mm x 50 Metre rolls  
50mm x 0.5mm x 50 Metre rolls

#### REALWOOD THICK VENEER EDGING

RealWood represents the highest quality and most flexible thick edging on the market today.

- Available across all of our veneer species
- Un-glued
- All RealWood edging decors with the exception of Pine and Sapele are FSC® certified
- Minimum order of only 1 roll

#### TECHNICAL SPECIFICATIONS

##### Veneer Edging

1.0mm x 22mm x 100 Metre rolls  
1.0mm x 29mm x 100 Metre rolls  
1.0mm x 45mm x 100 Metre rolls  
1.5mm x 22mm x 100 Metre rolls  
1.5mm x 29mm x 100 Metre rolls  
1.5mm x 45mm x 100 Metre rolls  
2.0mm x 22mm x 100 Metre rolls  
2.0mm x 29mm x 100 Metre rolls  
2.0mm x 45mm x 100 Metre rolls  
3.0mm x 22mm x 100 Metre rolls  
3.0mm x 29mm x 100 Metre rolls  
3.0mm x 45mm x 100 Metre rolls

Certain veneer species may not be available in all of the sizes above. Please call our sales team for further information.



To order a sample of our decors contact us or visit our website and complete our Samples Request Form.



## PANELCO EDGING COLLECTION

## UNI-COLOUR

From soft neutrals to the bright, bold and every shade inbetween, we offer matching edging for every plain colour board we hold in stock. We can offer traditional melamine edgings as well as the increasingly popular ABS.

**The ideal way to finish your exposed edges!**

## WOODGRAIN

As our woodgrain decors continue to expand and evolve with more depth and realism, bringing them ever closer to the real thing, a matching woodgrain edging product is of the utmost importance to achieve that quality finish. From the traditional to the more contemporary reproductions our ABS and melamine woodgrain edging range has something to suit every project, whether commercial or domestic.

## GLOSS

Eye-catching high gloss ABS edging that matches our extensive range of MDF and acrylic gloss boards. The collection includes both intense and attractive high gloss and solid uni colours, as well as modern woodgrains and fantasy designs resulting in high quality, visually stunning panels.

## 3D 2 IN 1

3D 2-in-1 is a two-coloured 3D ABS edging with a solid colour strip on the top and brushed aluminium on the bottom. The solid colour is 0.6mm wide and the brushed aluminium is 1.7mm. Applying 3D 2-in-1 edging to a high gloss panel will give the impression of a 0.6mm thick acrylic overlay which increases the value of the panel visually. 3D edging is also printed from the reverse resulting in high scratch resistance and is applied like PVC or ABS edging.

**This unique product allows you to accentuate and highlight the edge in an unsurpassed way. Be it in retail, hospitality, corporate, educational or even healthcare environments.**

## DIGITAL EDGE – CREATIVITY UNLIMITED

Just imagine you could freely select an inexpensive fantasy design for your individual piece of furniture – in small batch sizes and with a short delivery time, well now you can!

A newly developed technology enables individual motifs (logos, photos, messages, graphics) to be printed onto thermoplastic edging for the first time. With Digital-Edge from Döllken your design dreams become a reality.

Digitally printed edging is an additional, important advertising space. Retail outlets and bespoke furniture can be edged with a specific logo or brand. They can also be used for corporate designs as well as exhibition or trade fair installations. They allow personalisation, individuality and identification. Furthermore, branded edging conveys corporate design, advertising messages and emotions. This additional benefit not only offers interesting options for your customers but also for you as a furniture manufacturer.

**The Digital Edge range of products are available as a special order.**

## REALWOOD

With multiple leaves of the finest veneers laminated together, this new offering from Panelco represents the highest quality and most flexible thick edging on the market today. Available in our core range of veneer decors; European White Oak, Ash, American Black Walnut, White Beech, Steamed Beech, Cherry, Maple, Sapele and Pine. RealWood can be purchased in widths of 22, 29 and 45mm and thicknesses that range from 1 – 3 mm in 100 metre rolls.

RealWood edging gives an authentic solid wood finish to veneered table tops, worktops, cabinets and shelving.

**RealWood compliments our existing range of 0.5mm pre-glued and un-glued veneered edging, available in widths of 22, 30 and 50mm and in 50m rolls.**

ADDA  
UNIQUE  
TOUCH



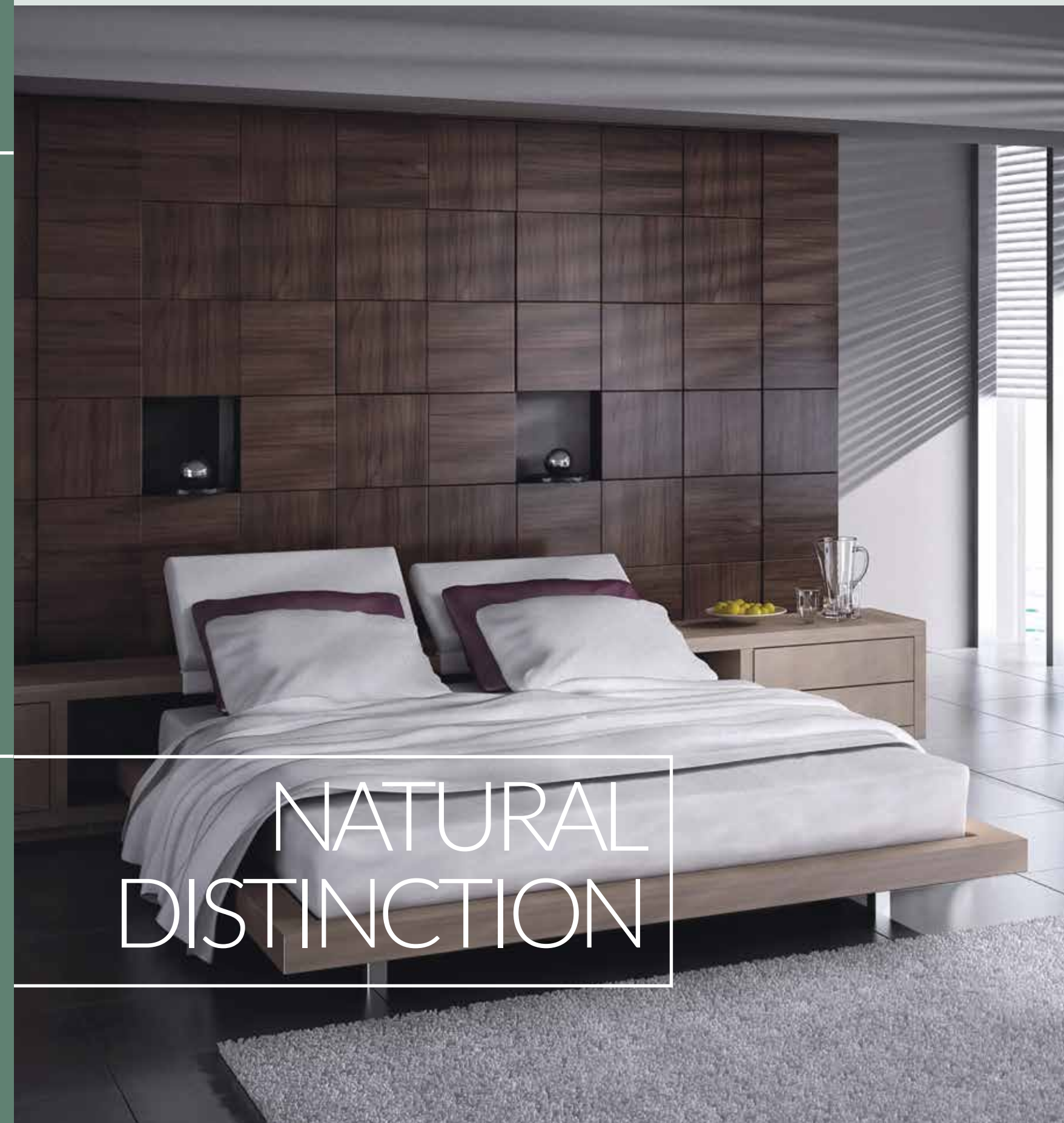
Unique, real wood,  
character, choice, quality.

Veneer is the finest expression of wood.

Veneer is a very thin layer of wood that is sliced or peeled from a log and glued to a coreboard to create flat panels for use in numerous applications.

This process has the benefit of being more cost effective and more environmentally friendly whilst still retaining the look of solid wood.

# veneered panels



NATURAL  
DISTINCTION

**ORDER BY 5PM**  
FOR NEXT DAY  
DELIVERY





**EACH VENEER IS UNIQUE.**

Every tree is different so every veneer product has a unique appearance which means that the colour and pattern can vary within the same wood species.

**GRADINGS**

Panelco offer 3 types of veneered MDF. A description of each type, it's uses and its grading can be found below;

**Commercial Grade A/B**

Suitable for most commercial applications that require structure and colour consistency.  
**Uses:** General furniture manufacture.

**Professional User Grade A+/B+**


Specially selected and marked using log separators. Matching sets are created to suit the discerning furniture manufacturer.  
**Uses:** Where continuity/consistency are of the upmost importance.

**Architectural Grade A+/A-**

Customer specified and manufactured. Veneers are usually selected by customer/architect to suit specific projects and meet individual requirements.  
**Uses:** Wall panelling, acoustic panelling.

**JOINTING TECHNIQUES**


The way in which veneer sheets are matched can create visual rhythm and enhance your project. Here are two of the most common veneer matching approaches and the ones used in the veneered MDF panels that Panelco offer within its core range.



**Book Matched**

Commonly used for commercial veneers (Crown Cut, Quarter Cut and Rift Cut).

This is the standard method. The various veneer strips are joined together in mirror-image pairs. This means that each strip is the reflection of the previous one. This technique lets you see perfectly how the log was handled.



**Slip Matched Veneer**

Often used with quarter sliced and rift sliced veneers.

This technique is often chosen if the veneer needs to be stained. Staining means that no colour differences can be seen between the different veneer strips on a panel.

**SLICING TECHNIQUES**

The appearance of the veneer sheet is determined by the way in which the wood is sliced and how the pieces are joined together.

The three different cuts of veneered MDF that Panelco offer are shown here.



**Crown Cut Veneer - C/C**

**Process:** It is manufactured by advancing a half log against a stationary knife in an up-and-down movement.

**Grain Pattern:** The resulting cut is a crown or cathedral arch depending on species.

**Uses:** It is the mostly widely used. Commercially used for panelling and in furniture manufacture.



**Quarter Cut Veneer - Q/C**

**Process:** Uses the same cutting method as the Crown Cut veneer, except the log is cut into quarters prior to the slicing and the log is cut at right angles to the growth rings.

**Grain Pattern:** The process results in a straight grain or ribbon-stripped appearance.

**Uses:** Generally used for furniture/panelling.



**Rift Cut Veneer - R/C**

**Process:** The rift, or comb-grain effect, is obtained by slicing slightly across the medullar rays. This accentuates the vertical grain and minimises the flake.

**Grain Pattern:** Rift or comb-grain effects.

**Uses:** (Used mainly for oaks). Generally used for furniture/panelling.

**VENEERED PANELS**



FOR AN AUTHENTIC LOOK




**REAL WOOD VENEERED MDF**

Real wood veneers are natural products. Each piece is unique. Variation in shading, colour, structure, grain and the inclusion of knots and fissures are characteristics of the product.

Our core range of real wood veneered MDF decors and the sizes available are shown here but in addition to our ex-stock veneered MDF ranges, we also have access to over one hundred other species including exotic species and engineered wood veneers. These can be fabricated onto almost any substrate, and where required they can also be edged with real wood veneer and cut to size, using our own in-house machining services.

Veneers bonded onto non standard substrate cores including fire retardant MDF, moisture resistant MDF and hardwood plywood are available to order in any size or thickness.



**TECHNICAL SPECIFICATIONS**

**FSC® Certified Veneered MDF A/B**

C/C White Ash | C/C American Cherry | C/C Maple | C/C White and steamed Beech | C/C & Q/C White Oak | C/C American Black Walnut C/C Sapele | C/C Clear Pine

Uncertified - Q/C Wenge | Q/C Lebanese Cedar

Available Thickness (mm)							
4	6	9	13	16	19	26	30
Panel Sizes (mm)							
2440 x 1220							

Selected veneers are held in stock in the following sizes:

Available Thickness (mm)			
13	16	19	26
Panel Sizes (mm)			
3050 x 1220			

A range of matching edging is available for all decors.

**FSC Commercial Grade Veneered MDF A/A**

C/C White Oak

Available Thickness (mm)	
19	
Panel Sizes (mm)	
2800 x 2070	

**FSC Certified Professional User Grade Veneered MDF A+/B+**

C/C & Q/C White Oak | C/C American Black Walnut

(Available to Special Order: C/C White & Steamed Beech | C/C Cherry | C/C White Ash | C/C Maple | C/C Sapele)

Available Thickness (mm)	
6 (White Oak only)	19
Panel Sizes (mm)	
2440 x 1220	

**Matchboard Effect Veneered MDF A/BAL**

Available in Oak & Walnut with solid timber inserts

Available Thickness (mm)	
9	18
Panel Sizes (mm)	
2440 x 1220	

**ACCESSORIES**

**Pre-Glued Thin Veneer Edging**

- Available across all of our veneer decors
- Pre-glued, coiled and polybagged
- Minimum order of only 1 roll

**Veneer Edging (Pre-glued)**

- 22mm x 0.5mm x 50 Metre rolls
- 30mm x 0.5mm x 50 Metre rolls
- 50mm x 0.5mm x 50 Metre rolls

Thin un-glued veneer edging is also available in White Oak and Sapele.

**RealWood Thick Veneer Edging**

RealWood represents the highest quality and most flexible thick edging on the market today.

- Available across all of our veneer decors
- Un-glued
- All RealWood edging decors with the exception of Pine and Sapele are FSC certified
- Minimum order of only 1 roll

**Veneer Edging (Pre-glued)**

- 1.0mm x 22mm x 100 Metre rolls
- 1.0mm x 29mm x 100 Metre rolls
- 1.0mm x 45mm x 100 Metre rolls
- 1.5mm x 22mm x 100 Metre rolls
- 1.5mm x 29mm x 100 Metre rolls
- 1.5mm x 45mm x 100 Metre rolls
- 2.0mm x 22mm x 100 Metre rolls
- 2.0mm x 29mm x 100 Metre rolls
- 2.0mm x 45mm x 100 Metre rolls
- 3.0mm x 22mm x 100 Metre rolls
- 3.0mm x 29mm x 100 Metre rolls
- 3.0mm x 45mm x 100 Metre rolls

**VENEERED MDF CORE RANGE**

UNIQUE AND ELEGANT





## VENEERED PANELS PRODUCT RANGE

### MASTERFLEX – Flexible Veneered Panels

The Masterflex range of flexible veneer products is designed to enable skilled professionals to produce their own bespoke veneered panels.

Masterflex is ideal for custom made inlaid work and for refurbishment and repair of existing work.

#### MASTERFLEX UN-GLUED

Masterflex is a veneer bonded on a paper substrate and made flexible, which can be applied in the toughest corners and on most surfaces, both flat and curved using a contact glue.

#### MASTERFLEX PRE-GLUED

Masterflex pre-glued is similar to Masterflex but with a self adhesive backing protected with a peel clean film. Ideal for use on gloss surfaces or on existing installations where conventional press application would be inappropriate.

#### BIFLEX

Biflex is a 2-ply veneer product offering any combination of veneer species or grade bonded back to back. Nominal thickness 1mm. Sanded and ready for use. Ideal for renovations.

#### TRIFLEX

Triflex is a 3-ply, 1.5mm veneer product consisting of a single ply, cross grain veneer core sandwiched between veneers of customer choice. As with Biflex, Triflex can incorporate any combination of veneer species and grade. Triflex is ideal for flat, lightweight or mobile screens or stands.

### TECHNICAL SPECIFICATIONS

#### Masterflex (Un-Glued)

C/C Ash | C/C White and steamed Beech | C/C American Cherry | C/C Maple | C/C White Oak | C/C Clear Pine | C/C Sapele | C/C American Black Walnut | Q/C Wenge

#### Available Thickness (mm)

1

#### Panel Sizes (mm)

2500 x 1220  
3050 x 1220

### ACCESSORIES

A range of thin veneer edging is available in widths of 22, 30 and 50mm and in 50m rolls.

**Note: Pre-glued Masterflex, Masterflex, Biflex and Triflex are available to special order only.**

### FINAL TOUCH – Pre-finished UV Lacquered Veneered Boards

The Final Touch is a range of real wood veneered products with a factory-applied, UV-cured, solvent free lacquer. The Final Touch presents an extremely even, high quality finish, composed of base and finishing coats, carefully sanded (up to 320 grit) and de-nibbed, resulting in a 20% sheen. All boards have a peel clean protective film as standard. The Final Touch result is a very smooth finish which enhances the appearance of the natural wood. It is hard wearing and scratch resistant.

### TECHNICAL SPECIFICATIONS

#### Pre-Finished UV Lacquered Veneered MDF A/B

C/C Oak | C/C Walnut (C/C Cherry | C/C Maple | C/C White Beech are available to special order).

#### Available Thickness (mm)


6 19

#### Panel Sizes (mm)

2440 x 1220

### ACCESSORIES

A range of lacquered edging is available to match the Final Touch range of boards in widths of 22mm and 50m rolls.



### WOOD-4-EVER – Thick Veneered Panels

High-end projects are increasingly looking for very high-end solutions and products. For this reason, Panelco now offer a range of veneered MDF boards based on thick veneer: 1.5mm and 2.4 mm.

#### Advantages are:

- You can brush a structure deeper into the veneer
- You can route and groove them deeper
- When jointing two pieces together on an angle, the joints will be stronger

A thicker veneer also lends itself more effectively should there be a need for minor repairs to be made to the face surface of the veneer. Panels will remain more stable over time: no cracks or splits because of sunlight or central heating.

It is possible to enhance the structure of the timber further with a brushed or sandblasted finish depending on your project.

In short, all the advantages of solid wood without the disadvantages!

Available species include Oak (in various gradings) and also Ash, Maple, Walnut, Larch, Wenge and Zebrano.

The Wood-4-Ever range of products are available to special order.

### TECHNICAL SPECIFICATIONS

#### Wood-4-Ever Thick Veneered Panels

#### Available Thickness (mm)

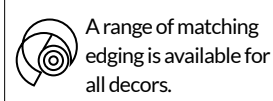
18

#### Panel Sizes (mm)

2500 x 1240  
3050 x 1220

### ACCESSORIES

In order to enhance the solid wood effect, thick veneer edging is available in thicknesses of 1.2 and 1.5mm and in 24mm widths.



## VENEERED PLYWOOD PRODUCT RANGE

### VENEERED PLYWOODS

Veneered plywood is made up from a hardwood plywood and a thin surface veneer to give the appearance of a solid piece of timber. Available either double sided or single sided.



CC - White Oak



CC - American Ash

### TECHNICAL SPECIFICATIONS

#### Veneered D/Sided Plywood, E1 EN314-2 Class 1 Specification EN636-1

C/C Oak

#### Available Thickness (mm)

18

#### Panel Sizes (mm)

2440 x 1220

### TECHNICAL SPECIFICATIONS

#### Veneered S/Sided Plywood, E1 EN314-2 Class 1 Specification EN636-1

C/C Oak | C/C American Ash  
Other species available to order.

#### Available Thickness (mm)

3.6 6 9 12

#### Panel Sizes (mm)

2440 x 1220

#### Birch Veneered Plywood A/B E1, EN314-2 Class 3 Specification EN636-2 CE2+

C/C Oak

#### Available Thickness (mm)

19

#### Panel Sizes (mm)

2440 x 1220

#### Veneered D/Sided Blockboard EN314-2 Class 1 Specification EN636-1

C/C Oak  
Other species available to order.

#### Available Thickness (mm)

18

#### Panel Sizes (mm)

2440 x 1220

### Painted Plywood

### TECHNICAL SPECIFICATIONS

#### White S/Sided Plywood, E1 EN314-2 Class 1 Specification EN636-1

#### Available Thickness (mm)

3.6

#### Panel Sizes (mm)

2440 x 1220  
3050 x 1220



MW - Mono White Paint

### Polyester Faced Plywood

### TECHNICAL SPECIFICATIONS

#### Polyester S/Sided Plywood, E1 EN314-2 Class 1 Specification EN636-1

Ideal for transport and mobile home trades. Printed Woodgrains also available.

#### Available Thickness (mm)

3.6

#### Panel Sizes (mm)

2440 x 1220



EBG 10 - White Linen



EBG 2006 Grey Fleck



CSM 10 / RFG 10 - White Smooth/ Textured



EBG 52 - Beige Fleck



Hard wearing, decorative,  
versatile, long lasting,  
robust, sustainable.

Panelco stock an impressive collection of contemporary laminates, perfect for those high traffic areas or where a hard wearing surface is required. Our range contains a mix of exotic wood grains, metal effects, rough-cut woods and both vibrant and subtle uni colours.

# laminates collection

# HIGH PERFORMANCE WITH STYLE



Imagery provided courtesy of EGGER UK

**ORDER BY 5PM**  
FOR NEXT DAY  
DELIVERY



PANELCO.COM



**ZOOM® IS SO MUCH MORE...**

EGGER laminate is made up of multiple layers of paper which are pressed together under high pressure and include a decorative surface. The laminate sheet must be fabricated (bonded) to a suitable substrate (normally chipboard or MDF).

Due to its multi-layered construction, EGGER laminate is the perfect material for high traffic areas or where a hard wearing surface is required, such as counter tops, doors, reception desks and a whole host of other interior and shopfitting applications.

- In excess of 250 decors
- Uni Colours & Woodgrains
- Patterns
- Gloss

**RANGE**

The EGGER ZOOM® collection extends to more than 250 different laminate decors offering a mix of exotic wood grains, metal effects, rough-cut woods and both vibrant and subtle uni colours. With such variety you can create the look and performance you desire by contrasting or combining decors from the collection.

**PERFORMANCE**

Compared to veneers, laminates perform better in terms of durability and resistance to scratches.

**ENVIRONMENTAL BENEFITS**

Rather than using tropical veneers from the other side of the world, exotic wood reproductions in laminate are a far more sustainable option.

**COMMERCIAL BENEFITS**

EGGER laminates are a more cost effective solution to veneers and are easier to replace if panels are damaged as well as the colour remaining consistent.

**MAINTENANCE**

Due to the resistant and hygienic, dense surface, EGGER laminate does not require any special form of care.

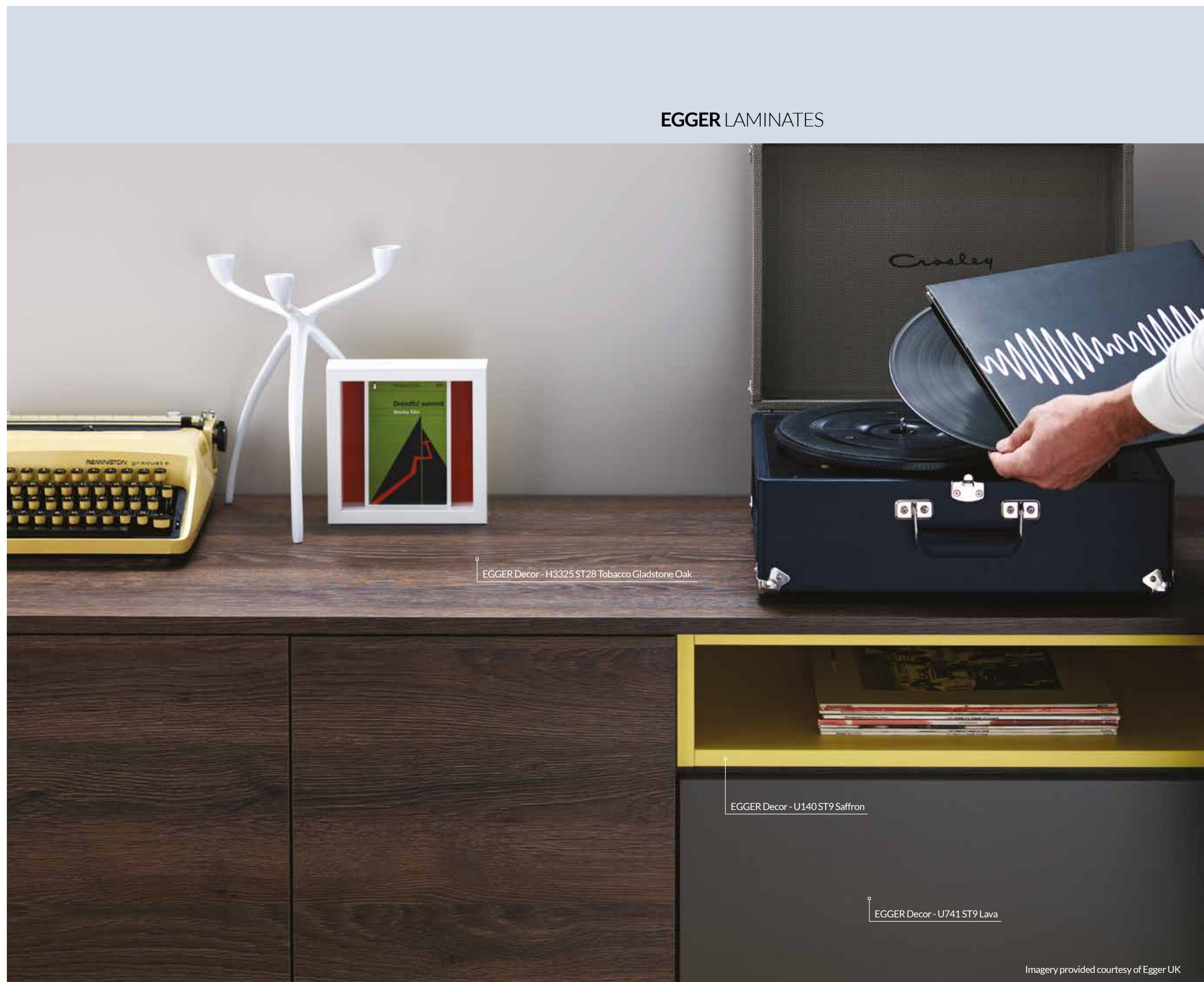
**EASE OF USE**

The laminate can be cut to size using standard woodworking equipment.

**TECHNICAL SPECIFICATIONS**

Available Thickness (mm)
0.8
Sheet Size
3050 x 1310

**EGGER LAMINATES**



EGGER Decor - H3325 ST28 Tobacco Gladstone Oak

EGGER Decor - U140 ST9 Saffron

EGGER Decor - U741 ST9 Lava

Imagery provided courtesy of Egger UK



KRONOSPAN LAMINATES

DESIGN TO INSPIRE...

Kronospan laminate is a hardwearing postformable decorative surface, available in matching designs to selected Kronospan Melamine Faced Chipboard and MDF.

- 120 decors
- Uni Colours & Woodgrains
- Patterns
- Mirror Gloss

RANGE

The collection of 120 laminate decors represents the very latest in Kronodesign® encompassing decors from their Uni Colour, Trends, Fresh and Mirror Gloss ranges. This extensive portfolio ensures that whatever the requirement may be, there is something suitable available.

It provides the following benefits:

HARD WEARING

Additional scratch resistance properties makes laminate ideal for a wide range of applications in the shop fitting, retail and commercial sector.

FLEXIBLE

Making it suitable for bonding to curved surfaces/postforming.

CO-ORDINATION

Every Kronospan laminate decor is available with matching MFC and MF-MDF, perfect for those customers looking for a complete solution.

COST EFFECTIVE

Laminate is a cost-effective alternative to veneered products, it's practical and due to major advances in design, it can look amazing too.

TECHNICAL SPECIFICATIONS

Available Thickness (mm)
0.8
Sheet Size
3050 x 1320

FREE SAMPLES SERVICE

To order a sample of our decors contact us or visit our website and complete our Samples Request Form.



Imagery provided courtesy of Kronospan



# UNILIN EVOLA LAMINATES COLLECTION

Glide your finger across the surface of Evola and you'll notice it immediately.

This collection of innovative interior design products aims not only to be beautiful and lifelike, but also to feel totally genuine and authentic. It consists of wood, concrete and metallic designs, each of them available in multiple colours.

## SYNCHRONOUS SURFACE FINISH FOR LAMINATE

Some designs have a 100% perfect match between grain texture and surface finish: all visual elements of the design such as cracks, knots, grain and other realistic imperfections perfectly match the registered embossed structure. This process has been achieved by an advanced production technique. Evola clearly is the result of far-reaching attention to even the smallest detail and is the perfect answer to the demands from interior architects and interior designers for high-quality, durable and affordable products.

The complete collection is also available in melamine faced board and with matching edging.

## PRODUCT RANGE

### TECHNICAL SPECIFICATIONS

#### Unilin Laminate

#### Available Thickness (mm)

0.8

#### Sheet Sizes (mm)

3050 x 1300

#### Melamine Faced Chipboard

#### Available Thickness (mm)

18

#### Sheet Sizes (mm)

2800 x 2070

Other thicknesses available on request.


#### Edging

#### Available


1mm x 23mm x 75m rolls

### TEXTURES


The textures available within the Evola Collection are shown below;




V8A ROYAL OAK  
SYNCHRONOUS SURFACE FINISH




V9A HERITAGE OAK  
SYNCHRONOUS SURFACE FINISH



Z5L MINNESOTA OAK  
SYNCHRONOUS SURFACE FINISH



W04 DEEPWOOD



M01 METALLIC

### EVOLA DECORS

The decors available in the Evola Collection and their corresponding texture reference are shown below;




Imagery provided courtesy of Unilin



Laminate, solid wood,  
authentic, durable,  
stylish, versatile.

As a major stockist and distributor of worktops, upstands and splashbacks, Panelco offer a comprehensive range of products from manufacturers Duropol, EGGER and Kronospan which ensure we have something for everyone and always in stock. More recently we have introduced Silkwood pre-oiled solid wood worktops, a diverse selection of solid woods, each with their own unique character.

# worktops



Duropol Decor - R4317 Everglade RU

STYLE  
AND  
RELIABILITY

Imagery provided courtesy of Duropol

**ORDER BY 5PM**  
FOR NEXT DAY  
DELIVERY



PANELCO.COM



### DUROPAL WORKTOPS

A classic range of timeless and elegant worktops incorporating the complete spectrum of popular colours. From warm white through to jet black, all representing a natural and authentic style.

- Available with 2 profile edges - Quadra & Classic
- 7 different texture finishes
- Matching upstands and splashbacks available
- Resistant to sunlight, scratching, impact and abrasion
- Easy to clean and care for
- PEFC™ certified and FIRA Gold accredited
- A worktop display stand is available to order

#### DUROPAL TEXTURES



Crystal Stone / CT




Enhanced High Gloss / HS




Fine Grain / FG



Top Velvet / VV



Rustica / RU



Top Face / TC

Enhanced Semi Matt (MS) - Please note that due to its fine structure, this texture is difficult to represent in a photograph and therefore not shown above.



#### TECHNICAL SPECIFICATIONS

##### Worktop Sizes

##### Available Thickness (mm)

40

##### Worktop Sizes (mm)

4100 x 600 single post-formed  
4100 x 670 double post-formed  
4100 x 900 double post-formed

##### Upstands

##### Available Thickness (mm)

19

##### Available Size (mm)

4100 x 120

##### Splashbacks


##### Available Thickness (mm)

9.2

##### Available Size (mm)

4100 x 640

#### DUROPAL DECORS



R5612 Clay Sangha Wenge / RU (Quadra)



R5613 Natural Sangha Wenge / RU (Quadra)



R6457 Brown Sahara / VV (Quadra)



R4371 Dark Mountain Oak / FG (Quadra)




R4210 Harvard Oak Block / VV (Quadra)



R5638 Plum Butcher Block / VV (Quadra)



R5804 Mocha Bamboo / VV (Quadra)



R6442 Jura Marble / TC (Quadra)



R5807 Ikebana Wood / VV (Quadra)



R5989 Woodmix Block / VV (Quadra)



R6460 Desert Sand / MS (Quadra)



R5336 White Beech Parquet / VV (Classic)



R4101 Natural Oak Block / VV (Quadra)



R5151 Block Walnut / VV (Quadra)



U1026 Crystal White / MS (Quadra)



R6480 Glacial Storm / MS (Quadra)



R6254 Light Marble / TC (Classic)




R6352 Mirabelle Corro / TC (Classic)



R6050 Grey Ottawa / FG (Quadra)



R6052 Brown Ottawa / FG (Quadra)



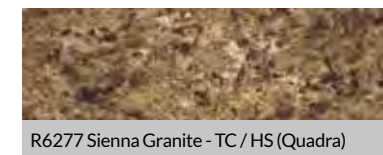
F8331 Beige Orion / FG (Quadra)



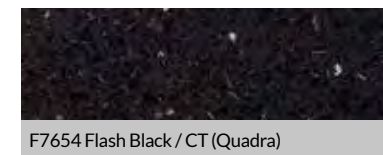
F7646 Anthracite Peru / TC (Classic)



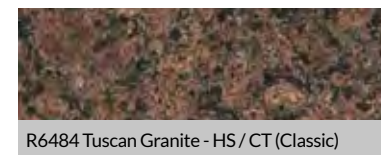
R6424 Black Limestone / TC (Classic)



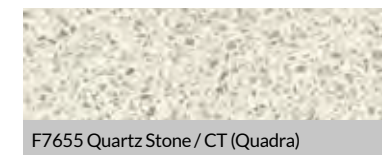
R6277 Sienna Granite - TC / HS (Quadra)



F7654 Flash Black / CT (Quadra)




R6484 Tuscan Granite - HS / CT (Classic)



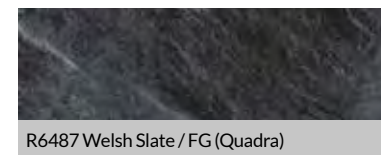
F7655 Quartz Stone / CT (Quadra)



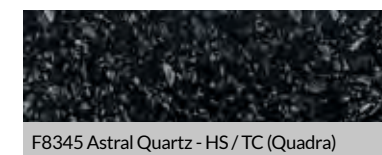
F7684 Dark Anthracite Fino / TC (Classic)



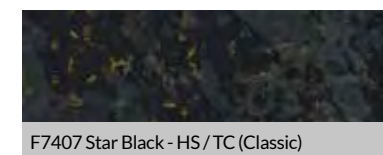
F8110 Brushed Aluminium / VV (Classic)



R6487 Welsh Slate / FG (Quadra)



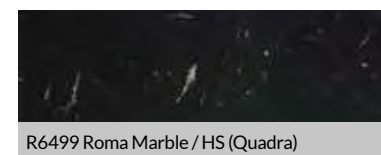
F8345 Astral Quartz - HS / TC (Quadra)



F7407 Star Black - HS / TC (Classic)



R6216 Black Brazil - HS / TC (Classic)



R6499 Roma Marble / HS (Quadra)




F8194 Black Myriade / TC (Quadra)




R6461 Natural Messina / CT (Quadra)




R6462 Antique Messina / CT (Quadra)



R6482 Taurus Sand / CT (Quadra)




R6483 Taurus Stone / TC (Quadra)




R6265 Ipanema White / CT (Quadra)



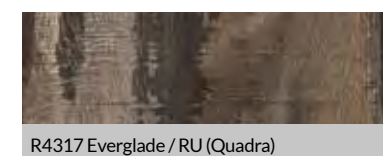
R6284 Belluno Granite / TC (Classic)




R6267 Ipanema Grey / CT (Quadra)



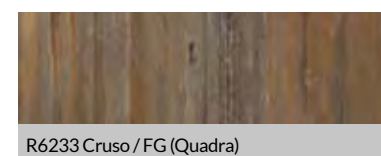
R4285 Sonoma Oak / RU (Quadra)




R4317 Everglade / RU (Quadra)




R5836 Lambrate / RU (Quadra)



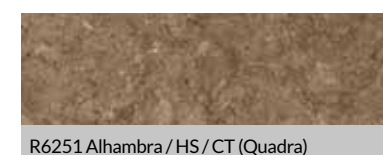
R6233 Cruso / FG (Quadra)




R6234 Rabac / FG (Quadra)




R6244 Tivoli / CT (Quadra)




R6251 Alhambra / HS / CT (Quadra)



R6256 Aranea Beige / CT (Quadra)



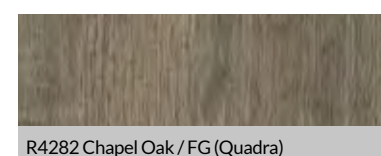
R6264 Platon / CT (Quadra)



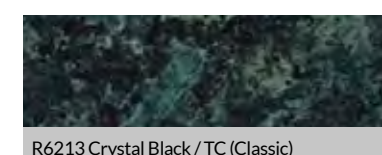
R6268 Teresina / CT (Quadra)



R6273 Travertine / FG (Quadra)



R4282 Chapel Oak / FG (Quadra)



R6213 Crystal Black / TC (Classic)



**EGGER  
CONTEMPORARY  
WORKTOP  
COLLECTION**

**A CONTEMPORARY COLLECTION  
FOR COORDINATED INTERIORS**


EGGER's Contemporary collection has been developed to coordinate with the latest colour tones in kitchen design. You will find both rustic and exotic woodgrains, cool stones and urban finishes alongside expert design thinking to bring your space to life.

- Matching upstands and splashbacks in all 26 decors, plus 6 contrasting decors
- All worktops have a contemporary 3mm profile
- Matching worktop edging included with every EGGER worktop
- Resistant to sunlight, scratching, heat, impact and abrasion
- PEFC™ certified
- FIRA Gold accredited
- No minimum order
- Worktop display stands available on request

**CONTEMPORARY  
COLLECTION WORKTOP  
TEXTURES**



**CONTEMPORARY  
COLLECTION WORKTOP  
DECORS**



**TECHNICAL SPECIFICATIONS**

**Postformed Worktop Sizes**

**Available Thickness (mm)**

**38**

**Worktop Sizes (mm)**

**4100 x 600** single post-formed  
**4100 x 670** double post-formed for breakfast bars  
**4100 x 920** double post-formed for breakfast bars

**Upstands**

**Available Thickness (mm)**

**19**

**Available Size (mm)**

**3000 x 120**

**Splashbacks**

**Available Thickness (mm)**

**8**

**Available Size (mm)**

**3020 x 1210**

**CONTRASTING  
SPLASHBACKS**

EGGER Decor - F311 Ceramic Anthracite - ST87

Imagery provided courtesy of Egger UK






**EGGER PREMIUM COLLECTION WORKTOPS**

EGGER's Premium collection offers something a bit different. Choose from the next generation of surfaces that are virtually indistinguishable from solid wood and stone, but with all the hardwearing, hygienic and easy to care for benefits of laminate.


All 12 designs come with an in-vogue square edge profile, while six of the stone and ceramic designs are offered in a new sleek 25mm thickness.

- 12 decors, all with in-vogue square edge profile
- Matching upstands and splashbacks in all 12 decors, plus 6 contrasting decors
- All worktops have a 1.5mm thick ABS edge to the front edge and are supplied with laminate edging for exposed edges
- Matching ABS worktop edging also available
- Resistant to sunlight, scratching, heat, impact and abrasion
- PEFC™ certified
- FIRA Gold accredited
- No minimum order
- Worktop display stands available on request


**PREMIUM COLLECTION WORKTOP TEXTURES**



**PREMIUM COLLECTION WORKTOP DECORS**



**CONTRASTING SPLASHBACKS**



**TECHNICAL SPECIFICATIONS**

**Square Edge Worktop Sizes**

Available Thickness (mm)	
25	38
Worktop Sizes (mm)	
4100 x 650 (edged on one long side)	
4100 x 920 (edged on two long sides)	

(25mm square edge worktops are available in selected decors only, please contact us further details).

**Upstands**

Available Thickness (mm)	
19	
Available Size (mm)	
2780 x 120 (ST28 and ST37 textures only)	
3000 x 120	

**Splashbacks**

Available Thickness (mm)	
8	10
Available Size (mm)	
8 x 3020 x 1210	
10 x 2780 x 1070 (ST28 and ST37 textures only)	



Imagery provided courtesy of Egger UK





# KRONOSPANWORKTOPS



Kronospan Decor - 8197 Platinum Vintage Oak

- We offer a comprehensive range of traditional and contemporary laminate worktops manufactured to the highest standards by Kronospan.
- 3 profiles available - 28mm 'Waterfall', 38mm 'Bullnose' and Square Edge in selected decors
  - A new ABS Square Edge option, giving a remarkably resilient finish to a contemporary look
  - 8 different texture finishes available
  - Matching upstands available
  - Matching edging included with each worktop
  - Resistant to water, high temperatures, impact abrasion and household stains
  - FSC® certified
  - FIRA Gold accredited
  - Sealed front and back edge to prevent steam and moisture penetration
























# AFFORDABLE QUALITY



### KRONOSPAN TEXTURES

 Crystal / CR	 Pearl / PE	 Satin Smooth / BS	 Super Matt / SU
 Rough Slate / RS	 Gloss / SQ	 Universal / U	 Wood Origin / WO

### KRONOSPAN DECORS

 0500 Antique White / PE	 3994 Granite / PE	 6177 Slate / RS	
 101 White Metallic / RS	 4260 Ebony / PE	 6616 Oak Butchers Block / U	 K025 Brown Pietra Marble / SU
 101 White Sparkle / SQ	 5564 Shanghi Black / RS / ABS Edged	 8197 Platinum Vintage Oak / WO / ABS Edged	 K028 Portland Concrete / SU
 190 Black Sparkle / SQ	 5568 Black Granite / SQ & CR	 K013 Sand Artisan Beech / SU	 K029 Linen Blockwood / SU
 190 Black Metallic / RS / ABS Edged	 5567 Millennia Granite / CR	 K023 Venato Marble / SU	 K030 Java Blockwood / SU
 3324 Walnut Butchers Block / PE / ABS Edged	 6032 Jamocha / CR		
 3498 Beech Butcher Block / BS	 6039 Grey Oak / BS		

### TECHNICAL SPECIFICATIONS

Worktop Sizes	
Available Thickness (mm)	28 (Only available in selected decors) 38
Worktop Sizes (mm)	3050 x 600 single post-formed 3050 x 900 double post-formed

### Upstands

Available Thickness (mm)	20
Available Size (mm)	3000 x 100





SILKWOOD™ SOLID WOOD PRE-OILED WORKTOPS



A LUXURIOUS FINISH


Imagery provided courtesy of Volume Trading

WHY SILKWOOD?


Silkwood worktops are more than just solid wood worktops, they are pre-oiled and finished with a unique Silkwood surface that is ultra smooth and highly resistant to moisture, creating the most beautiful appearance and representing the very best solid wood worktops on the market today.

- A carefully chosen range of worktops, breakfast bars and matching upstands
- A unique ultra smooth silky surface finish
- Supplied pre-oiled, meaning a significant reduction in installation time
- Made using only the very best raw materials available resulting in a furniture grade product and matching performance
- The production and finishing processes used ensure that the grain and colour of each Silkwood worktop is consistent
- Prime Oak, Natural Oak, Prime Beech, Natural Beech and Prime Thermo Ash are all FSC® certified
- The packaging used is of the highest quality and ensures that handling damage is virtually eliminated, specifically the use of plastic corner protectors on the most vulnerable part of the worktop
- Comprehensive installation instructions with each worktop detailing correct installation as well as care and maintenance guidance to ensure the worktop lasts a lifetime
- 40mm staves as standard 18-24mm narrow staves on the 26mm Herregards Oak
- A worktop display stand is available to order


SILKWOOD WORKTOP RANGE



FSC Certified Prime Oak




Prime Walnut



FSC Certified Prime Thermo Ash



FSC Certified Prime Beech



FSC Certified Herregards Oak



FSC Certified Natural Beech

TECHNICAL SPECIFICATIONS

Worktop, Breakfast Bar and Upstand Sizes

Prime Oak | Prime Walnut | Prime Thermo Ash | Prime Beech

Worktops	
3000 x 600 x 40mm	
4100 x 600 x 40mm	
Breakfast Bar	
2400 x 950 x 40mm	
Upstand	
3000 x 100 x 20mm	
Natural Beech   Herregards Oak	
Worktops	
3000 x 600 x 27mm (Natural Beech)	
3000 x 600 x 26mm (Herregards Oak)	
Upstand	
3000 x 100 x 20mm (Natural Beech)	
3000 x 70 x 18mm (Herregards Oak)	

TREATMENT, CARE AND MAINTENANCE PRODUCT RANGE

Panelco's range of Silkwood solid wood pre-oiled worktops are treated in the factory using the WOCA FDA Approved (American Food & Drug Agency) worktop oxidising oil. This is a penetrating system which cures and hardens up to 1mm into the surface of the wood. This provides a dirt and water resistant surface which will keep your solid wood worktop protected and nourished between applications.

All Care & Maintenance products are available to buy from Panelco.

WORKTOP CARE KIT

Containing everything required for initial treatment of both sanded and pre-treated real wood worktops.

WOCA WORKTOP OIL

For on-going treatment and maintenance (oil is predominately used during installations).

WOCA WORKTOP GEL

For on-going maintenance. It comes in an easy to use tube and is easier to apply with it being in gel format.





Plywood, chipboard,  
OSB, MDF, hardboard.

Working closely with some of the world's largest manufacturers, Panelco stock a vast array of the most popular sheet materials for a wide range of applications and end uses. Flat sheets can also be cut to a customer's requirements using our in-house state of the art production facilities.

# building & joinery products



ROBUST  
AND  
VERSATILE

Imagery provided courtesy of EGGER UK

**ORDER BY 5PM**  
FOR NEXT DAY  
DELIVERY



PANELCO.COM



Medium-density fibreboard is one of the most versatile building materials available, a popular choice for interior and exterior projects in both domestic and commercial environments. Panelco supply a comprehensive range that includes exterior, moisture resistant, flame retardant, machined, trade and lite.

**Standard FSC® Certified MDF**

Medium Density Fibreboard (MDF) is an engineered wood-based sheet material made by bonding together wood fibres with a synthetic resin adhesive. Due to their strength, MDF panels can be machined and finished to a high standard and are manufactured for a variety of purposes for both interior and exterior applications.

Panelco hold in stock an extensive range of MDF board in a range of sizes and thicknesses from all the major manufacturers in the UK and the Republic of Ireland.

ALL MDF PANELS ARE;

- FSC Chain of Custody certified
- Formaldehyde release class E1
- CE marked

The density range for standard MDF is 680 - 730 kg/m3 approximately.

**TECHNICAL SPECIFICATIONS**

Available Thickness and Panel Sizes (mm)								
2.0mm	2440 x 1220	-	-	-	-	-	-	-
3.2mm	2440 x 1220	-	-	-	-	-	-	-
4.0mm	2440 x 1220	3050 x 1220	-	-	-	-	-	-
6.0mm	2440 x 1220	2440 x 1525	3050 x 1220	-	-	-	-	-
9.0mm	2440 x 1220	2440 x 1525	3050 x 1220	-	-	-	-	-
12mm	2440 x 1220	2440 x 1525	2440 x 1830	2745 x 1525	3050 x 1220	3050 x 1525	3660 x 1830	-
15mm	2440 x 1220	2440 x 1830	2745 x 1525	3050 x 1220	3050 x 1525	-	-	-
18mm	2440 x 1220	2440 x 1525	2440 x 1830	2745 x 1525	3050 x 1220	3050 x 1525	3660 x 1830	-
22mm	2440 x 1220	2440 x 1525	2440 x 1830	2745 x 1525	3050 x 1220	-	-	-
25mm	2440 x 1220	2440 x 1525	2440 x 1830	2745 x 1525	3050 x 1220	3050 x 1525	3660 x 1830	-
30mm	2440 x 1220	2440 x 1525	2440 x 1830	2745 x 1525	3050 x 1220	-	-	-
36mm	2440 x 1220	3050 x 1220	-	-	-	-	-	-
38mm	2440 x 1220	3050 x 1220	-	-	-	-	-	-
40mm	2440 x 1220	-	-	-	-	-	-	-
45mm	2440 x 1220	-	-	-	-	-	-	-
50mm	2440 x 1220	3050 x 1220	-	-	-	-	-	-
60mm	2440 x 1220	3050 x 1220	-	-	-	-	-	-

MDF PRODUCT RANGE



STRENGTH AND FLEXIBILITY

Imagery provided courtesy of Kronospan





## MR/EXTERIOR/ECOLOGIQUE AND DEEP ROUT FSC® CERTIFIED MDF

### FSC Certified Moisture Resistant (EN 622-H1) MDF

Moisture resistant MDF panels are load bearing boards designed for use in dry and humid conditions in accordance with MDF.H1 as defined in EN622 part 5. MR MDF is ideal for applications such as kitchen and bathroom furniture, window and skirting boards, flooring, architectural mouldings and general joinery.

Moisture Resistant MDF is available in a range of panel sizes and thicknesses;

#### TECHNICAL SPECIFICATIONS

Available Thickness and Panel Sizes (mm)				
6.0mm	2440 x 1220	3050 x 1220	-	
9.0mm	2440 x 1220	3050 x 1220	-	
12mm	2440 x 1220	3050 x 1220	-	
15mm	2440 x 1220	3050 x 1220	-	
18mm	2440 x 1220	2745 x 1525	3050 x 1220	4200 x 1220
22mm	2440 x 1220	2745 x 1525	3050 x 1220	
25mm	2440 x 1220	2745 x 1525	3050 x 1220	4200 x 1220
30mm	2440 x 1220	3050 x 1220	-	

### FSC Certified Medite Exterior (EN 622-H2) MDF

Medite Exterior is an MDF panel developed specifically for use in a wide range of external applications in accordance with MDF-H2 as defined in EN 622 part 5 and gives all the design freedom of standard MDF.

Identified by its grey colour and blue stripe it is used as a substitute for softwood, hardwood, plywood, plastic and metal in non-stressed applications. Suitable for a wide range of external applications including: external signs, shop fronts and external woodwork, fascias, exterior mouldings, door parts – raised and fielded panels, garden furniture components, exterior display stands, marine craft interiors and sports score boards.

Medite Exterior is available in a range of panel sizes and thicknesses;

#### TECHNICAL SPECIFICATIONS

Available Thickness (mm)					
6	9	12	15	18	25
Panel Sizes (mm)					
2440 x 1220					
3050 x 1220 (Only available in 12, 15 & 18mm)					

Note: 2745 x 1525mm boards are also available on request.

### FSC Certified Deep Rout MDF

Manufactured by Kronospan, Deep Rout MDF is for use where a superior finish is required as well as routing deep into the core. Used primarily in kitchen and bedroom doors, but suitable for all high quality end uses.

#### TECHNICAL SPECIFICATIONS

Available Thickness (mm)
18
Panel Sizes (mm)
2440 x 1220
2620 x 2070 (Available in 15mm only)

### FSC Certified Medite Ecologique MDF

Medite Ecologique is an MDF panel with zero added formaldehyde. Developed specifically for use in environmentally sensitive interior applications, where formaldehyde emissions need to be kept to the minimum such as laboratories, museums, hospitals, nursing homes, nurseries and schools. Medite Ecologique is also ideal for cabinets, display cases, furniture, fixtures and mouldings.

Medite Ecologique is available in a range of panel sizes and thicknesses;

#### TECHNICAL SPECIFICATIONS

Available Thickness (mm)		
9	12	18
Panel Sizes (mm)		
2440 x 1220		

## ULTRALITE AND LIGHTWEIGHT (TRADE) MDF

### Ultralite MDF (480-540KG/M3)

Ultralite MDF maintains the excellent surface smoothness and stability of normal MDF. It can be painted to achieve high quality surface finishes and provides a uniform substrate for overlaying. Major benefits include easier handling, reduced tool wear and it can be selectively used in applications where lighter weight features are appreciated.

The range of product applications for Ultralite MDF includes exhibition stands, television and film studio sets, shopfitting components, caravan and mobile home components, wrapped moulding and picture frames, aircraft and shipbuilding industries, theatre stage sets, museum gallery walls, lightweight event furniture and ceilings.

#### TECHNICAL SPECIFICATIONS

Available Thickness (mm)
15
Panel Sizes (mm)
3050 x 1220

### FSC® Certified Lightweight (Trade) MDF

Medite Trade MDF is a general purpose MDF suitable for most on site applications. Benefits include easier handling, lower transport costs and reduced tool wear. Target density is 645 KG/M3 for 18mm panels.

#### TECHNICAL SPECIFICATIONS

Available Thickness (mm)		
12	15	18
Panel Sizes (mm)		
2440 x 1220		
3050 x 1220		



Imagery provided courtesy of Medite





## MEDITE® TRICOYA® EXTREME DURABLE MDF

### THE NEXT GENERATION OF PANEL PRODUCTS

Medite Tricoya MDF is a revolutionary board that is characterised by its durability, dimensional stability and reliability properties, meaning it may now be used in situations and applications where normal MDF panels cannot, even in changing weather conditions.

It can be cut, machined and used in exactly the same way as other wood fibreboards and is longer lasting, perfect for outdoor use or wet (interior) environments.

Medite Tricoya can be successfully coated with melamine papers, laminates and foils and its improved stability and durability enhances the service life of the coating applied therefore reducing maintenance costs.

Medite Tricoya is made using a high performance resin which is also zero added formaldehyde, meaning the product not only exceeds EU E1 but is also CARB2 compliant.


The product comes with a 50 year Medite Tricoya guarantee, providing peace of mind.

All boards are FSC® certified.

#### FSC Certified Medite Tricoya

#### TECHNICAL SPECIFICATIONS

Available Thickness (mm)				
6	9	12	15	18
Panel Sizes (mm)				
2440 x 1220				
3050 x 1220 (Available in 18mm only)				



Medite Tricoya Climbing Wall

Imagery provided courtesy of Medite



## SPECIALIST MDF

### NEAT SPECIALIST MDF

#### FSC® Certified MR Neatmatch (Bead & Butt MDF) - Primed G416 & G416X

Neatmatch is the labour saving way to cover walls and ceilings with the appearance of tongue and groove panelling without the problem of shrinkage (and is suitable for use in humid conditions). Boards can be butted for invisible jointing. Standard York (G416) profile with double v-groove and bead at 100mm centres.

Other profiles, including "classic v-groove" (oxford G418) and "single v-groove with bead and butt" (ely G417) are available on request.

Domestic applications include Wall Panelling, Ceilings, Bath Panels, Fitted Kitchens & Bedroom Furniture.

Commercial applications include Shop Fitting, Exhibition Stands, Reception Desks & Bar Fronts.

#### TECHNICAL SPECIFICATIONS

Available Thickness (mm)
9
Panel Sizes (mm)
G416 - 2440 x 1215, 3050 x 1215 (also available in 18mm)
G416x - 1220 x 2440, 1220 x 3050

#### FSC Certified Neatform (Flexible MDF)

Neatform is a high quality bendable sheet material. It is a processed sheet of Medite MDF, which is widely recommended by architects and designers to create freestanding curves or it can be fixed to a framework to produce a wide range of smooth curved surfaces.

#### TECHNICAL SPECIFICATIONS

Available Thickness (mm)	
6	9
Panel Sizes (mm)	
2440 x 1220	
1220 x 2440	

#### BENEFITS INCLUDE;

- Neatform has a smooth pre-sanded (120grit) surface
- Panels can be laid flat with veneers or laminate before bending
- Excellent seam hiding qualities
- Ready to paint and stain
- Suitable for many applications including columns, counter fronts, wavy walls, ceilings, stage and film sets.

#### FSC Certified Neatflex & Neatflex Ply (Flexible MDF)

Neatflex is flexible MDF recommended for heavy duty applications, available in Cross Cut only with typical bending radius of 300mm. It is usually made from Medite Ecologique (Neatflex) or Medite Premier with a Poplar Plywood Face (Neatflex Ply).

Other specifications of MDF are also available.

NeatFlex and Neatflex Ply are available to special order only.

#### TECHNICAL SPECIFICATIONS

Available Thickness (mm)
19
Panel Sizes (mm)
1220 x 2440

#### Neatsonic Acoustic MDF Panels

Designed specifically to absorb noise and reduce reverberation times, Neatsonic Acoustic MDF panels are recommended for use within schools, colleges, theatres, cinemas, libraries, airports, hotels, museums and many other applications.

Available in any specification of Medite MDF, including flame retardant and other selected substrates such as Plywood and Melamine Faced MDF.

Standard designs include 'holes' and 'slots', with an extensive matrix of spacing configurations available to meet % open area specifications. Bespoke designs and sizes available on request.



PANELCO OFFER AN EXCITING AND INNOVATIVE RANGE OF SPECIALIST MDF PRODUCTS;

### ALTERNATIVE SPECIALIST MDF

#### FSC Certified Primed MDF Panels

Panels are often primed on site, but why not save time and order them ready primed? Panelco offer a range of single and double sided FSC Primed MDF panels in 18mm thickness and in panel sizes 2440 x 1220mm and 3050 x 1220mm.

Primed MDF panels are available to special order only.

#### Solid Black MDF

Fibracolor solid Black MDF can be machined and lacquered to a beautiful finish for your designs.

#### TECHNICAL SPECIFICATIONS

Available Thickness (mm)	
10	19
Panel Sizes (mm)	
2500 x 1250	

#### PEFC™ Certified Painted One Side MDF

Available in White and Magnolia.

#### TECHNICAL SPECIFICATIONS

Available Thickness (mm)
3
Panel Sizes (mm)
2440 x 1220



#### FREE SAMPLES SERVICE

To order a sample of our decors contact us or visit our website and complete our Samples Request Form.



**FibroPaint Air and HydroPaint Air**

Ready-to-paint, moisture resistant and lightweight MDF with paint grade film.

FibroPaint Air is MDF with an excellent millable core. The board has high-quality paint grade film on both sides, so that you can paint, spray or lacquer it without pre-treatment using solvent or water-based paint.

These boards can be used in service class 1 (dry environments) and can also be used in biological hazard class 1 of Standard EN-335-3. FibroPaint Air is also available in a moisture resistant panel called HydroPaint Air.

**APPLICATIONS**

Thanks to their strong technical characteristics and ease of use, the versatile FibroPaint Air boards are suitable for many applications in the furniture industry, shop interiors and interior design. These boards have an easy-finish surface for kitchens, walk-in wardrobes and bathrooms as well as sliding doors and partition walls.

FibroPaint Air is a board that can be finished in a final colour of your choice without pre-treatment.

Furthermore, FibroPaint Air ensures excellent adhesion, fewer layers of paint for a perfect result and uniform paint absorption.

HydroPaint Air demonstrates minimal expansion and swelling under the influence of high atmospheric humidity, which makes it suitable for general, non-load bearing use in damp spaces such as kitchens and/or bathrooms.

**TECHNICAL SPECIFICATION (FibroPaint Air)**

Available Thickness (mm)				
9	12	15	18	25
Panel Sizes (mm)				
2440 x 1220				
3050 X 1220 (Only available in 18mm)				

**TECHNICAL SPECIFICATION (HydroPaint Air)**

Available Thickness (mm)
18
Panel Sizes (mm)
2440 x 1220

**FibroStructure**

Ready-to-paint MDF with paint grade film and deep wood grain texture

FibroStructure is a budget friendly, MDF panel with an excellent millable core. The board has high quality paint grade film on both sides, so that you can paint or lacquer it without pre-treatment with solvent or water-based paint. The upper side of FibroStructure is characterised by a deep wood grain texture which, after finishing, can hardly be distinguished from painted veneer or solid wood. The boards looks and feel natural.

**APPLICATIONS**

Thanks to its strong technical qualities and ease of use, FibroStructure is particularly well suited to furniture design and furnishings for shops and interiors (kitchens, walk-in wardrobes, bathrooms, sliding doors, partition walls etc).

**TECHNICAL SPECIFICATION (FibroStructure)**

Available Thickness (mm)
18
Panel Sizes (mm)
2800 x 2070

**READY-TO-PAINT MDF**



Imagery provided courtesy of Unilin



## FLAME RETARDANT MDF PRODUCT RANGE

In areas where there is a higher than average risk of fire, or in buildings such as cinemas, theatres, libraries, schools, offices, hotel foyers and hospitals, flame retardant panels should be a consideration. The incorporation of flame retardant products in a building will help to suppress the spread of fire, allowing safe evacuation of the occupants and reducing financial loss.

To meet the European classifications, the rate of fire growth, total heat release, smoke production and burning droplets are measured by testing samples of the products to EN 13823 (The SBI test) and EN 11925-2 (The SFI test) and, for wood-based panels, classified as Euroclass B or C in accordance with BS EN13501-1. Euroclass B is a higher technical class than Euroclass C and, therefore by definition, if material conforms to Euroclass B then it will exceed the requirements for Euroclass C. The fire performance commonly required in high risk areas such as external cladding within 1m of a boundary, escape routes and staircases is Euroclass B.

### FACTORY PRODUCTION CONTROL & DECLARATIONS OF PERFORMANCE

The law governing the distribution of Flame Retardant (FR) panels into construction changed in 2013. Distributors placing FR panels on the market must hold a valid Factory Production Control (FPC) certificate, issued by a notified Body\*. Distributors who attempt to place FR panels on the market without a valid FPC certificate are breaking the law.

We regularly assess our suppliers to ensure that they hold a valid Factory Production Control Certificate. They issue appropriate Declarations of Performance and CE mark for all FR processed MDF, classified to Euroclasses B & C, in accordance with EN13986. This is your guarantee that the FR panels you buy from us are fit for purpose and will ultimately perform to the specification claimed.

Always ask about the manufacturer's Factory Production Control certificate and ask for the appropriate Declaration of Performance (DOP) when you buy.

\* A notified Body is an organisation, such as Warrington Certification, accredited by the UK Accreditation Service for the purpose of product testing and auditing and whose competence has been 'notified' to the European Commission.

### FLAME RETARDANT PLYWOOD, HARDBOARD & PINBOARD

Our range of Flame Retardant Plywood, processed to Euroclass B & C, can be found on page 111.

Our range of Flame Retardant Pinboard processed to Euroclass B, can be found on page 120.

Our Flame Retardant Hardboard, processed to Euroclass C, can be found on page 97.

#### FSC® Certified Medite FR Euroclass B MDF

FSC Medite FR Euroclass B (EN13501-1) MDF is identified by its pink/red colour.

Suitable for use as wall linings, partitions, display panels, ceilings etc. It is not suitable for external or structural applications, nor where exposure to water or high relative humidity may be encountered.

#### TECHNICAL SPECIFICATIONS

Available Thickness (mm)			
12	15	18	25
Sheet Sizes (mm)			
2440 x 1220		3050 x 1220	

#### PEFC™ Certified FR Euroclass B (BS EN13501-1) MDF

TECHNICAL SPECIFICATIONS	
Available Thickness (mm)	
12	18
Sheet Sizes (mm)	
2440 x 1220	
3050 x 1220	

#### FSC Certified Medite FR Euroclass C MDF

FSC Medite FR Euroclass C (EN 13501-1) MDF is identified by its pink/red colour. It has been certified for 30 minutes fire resistance of symmetrical non-load bearing partitions.

Suitable for use as wall linings, partitions, display panels, ceilings etc. It is not suitable for external or structural applications, nor where exposure to water or high relative humidity may be encountered.

#### TECHNICAL SPECIFICATIONS

Available Thickness (mm)					
6	9	12	15	18	25
Sheet Sizes (mm)					
2440 x 1220		3050 x 1220			

Available Thickness (mm)
4
Panel Sizes (mm)
2745 x 1220



## HARDBOARD PRODUCT RANGE

#### FSC® Certified General Purpose Hardboard

TECHNICAL SPECIFICATIONS
Available Thickness (mm)
3
Panel Sizes (mm)
2440 x 1220

#### PEFC™ Certified Lion White Painted Hardboard

TECHNICAL SPECIFICATIONS
Available Thickness (mm)
3
Panel Sizes (mm)
2440 x 1220

#### PEFC Certified FireSure Classic, Euroclass C Hardboard (EN 13501-1) Dry Interior Process TS 15912-INT1

TECHNICAL SPECIFICATIONS
Available Thickness (mm)
3
Panel Sizes (mm)
2440 x 1220

#### PEFC Certified Lion Hardboard - Standard Grade

TECHNICAL SPECIFICATIONS
Available Thickness (mm)
3
Panel Sizes (mm)
2440 x 1220
1220 x 610

#### PEFC Certified Lion Perforated Hardboard

TECHNICAL SPECIFICATIONS	
Available Thickness (mm)	
3	6
Panel Sizes (mm)	
2440 x 1220	

#### PEFC Certified Lion Oil Tempered Hardboard

An oil tempered finish gives the board increased moisture resistant properties.

TECHNICAL SPECIFICATIONS	
Available Thickness (mm)	
3	6
Panel Sizes (mm)	
2440 x 1220	
1220 x 610	

#### FSC Certified Fibris Softboard

Available in a natural colour.

TECHNICAL SPECIFICATIONS
Available Thickness (mm)
12
Panel Sizes (mm)
2440 x 1220





## CHIPBOARD PRODUCT RANGE

Panelco offer a wide range of chipboard panels in a variety of sizes, grades and thicknesses. From standard grade board through to higher grades for flooring - we have something to suit all types of building work.

### STANDARD GRADE FURNITURE CHIPBOARD

Furniture grade (P2) chipboard is a rigid engineered panel with smooth sanded faces and is ideal where a superior finish is required. Suitable for multiple internal applications in both the furniture and kitchen industry.

Various productions including EGGER, Kronospan and Spano.

### PEFC / FSC® Certified - Type P2 Chipboard EN 12:2003

#### TECHNICAL SPECIFICATIONS

Available Thickness (mm)					
12	15	18	25	28	38
Panel Sizes (mm)					
2440 x 1220					
3050 x 1220					

28 & 38mm are available in panel size 3050 x 1220 only.

## FLOORING CHIPBOARD & EGGER BUILDING SOLUTIONS

We offer a range of heavy duty and moisture resistant particleboards from various suppliers as well as EGGER's range of Advanced Flooring.

### Flooring Grade Chipboard

Our 38mm tongue and groove chipboard panels have a high degree of resistance to wear and tear, as well as excellent load transfer across the tongue and grooved long edges.

The moisture resistant grade P5 is the most commonly specified flooring in the UK. It is used extensively in new build house building and refurbishment projects. P5 is manufactured in accordance with EN312-5:203 and is the ideal product to use where high humidity is present or where there is a risk of a sudden increase in moisture.

P6 has become the premium heavy duty particleboard specified by dedicated mezzanine T&G flooring and pallet racking manufacturers throughout the UK. Our P6 is manufactured in accordance with EN312-5:203 and is the strongest and most durable heavy duty particleboard available.

- All boards manufactured in accordance with EN312:2003
- All boards are FSC certified
- No minimum order

### FSC Certified Heavy Duty Mezzanine Flooring Chipboard TG2 EN312:2003 - Type P6

#### TECHNICAL SPECIFICATIONS

Available Thickness (mm)	
38	
Panel Sizes (mm)	
2400 x 600	

### FSC Certified Heavy Duty Mezzanine Flooring Chipboard TG2 EN312:2003 - Type P5 (Moisture Resistant)

#### TECHNICAL SPECIFICATIONS

Available Thickness (mm)	
38	
Panel Sizes (mm)	
2400 x 600	

### FSC Certified Flooring Chipboard TG4 EN312:2003 - Type P5 (Moisture Resistant)

(These boards are tongue and grooved on all 4 sides and easily slot together).

#### TECHNICAL SPECIFICATIONS

Available Thickness (mm)	
18	22
Panel Sizes (mm)	
2400 x 600	



## EGGER BUILDING SOLUTIONS

### EGGER Protect

EGGER Protect is manufactured from an EGGER P5 flooring grade particleboard with a unique, weather resistant surface layer applied to both the top and underside of the board.

- Can be installed in light rain conditions resulting in fewer stoppages on site and protects against water and moisture ingress on both sides of the board for up to 42 days in exposed conditions
- Ideal for use with under-floor heating
- The only board type EGGER recommend tiling directly onto
- No joint sealing tape required

### EGGER Decorative Protect

EGGER Decorative Protect has a unique wood grain finish on a proven P5 high tech substrate, helping to greatly improve the presentation of new buildings and remedial applications.

- Added value decorative oak effect surface
- Can be installed in light rain conditions resulting in fewer stoppages on site and protects against water and moisture ingress on both sides of the board for up to 42 days in exposed conditions
- Also available with a peel away protective film upon request

### EGGER Peel Clean Xtra

Specifying EGGER Peel Clean Xtra for structural flooring applications means that you will benefit from a brand new film which is stronger and more resilient to the rigours of site traffic. The new film provides enhanced slip resistance and protection on site for up to 42 days. Once the film is peeled away a polymer seal is left on top of the chipboard surface providing an additional permanent moisture barrier.

- New advanced stronger peel-off film
- Enhanced protection from site traffic and enhanced slip resistant properties
- Waxy seal on chipboard surface
- Can be installed in light rain conditions resulting in fewer stoppages on site.
- Once correctly laid can be left exposed to the elements for up to 42 days during the build process

### EGGER Joint & Joist D4 Adhesive

A vital component of the EGGER Advanced Flooring System is EGGER's Joint & Joist D4 Adhesive.

When used with EGGER T&G structural flooring boards, following the EGGER Advanced Flooring System Fitting Method it will provide the EGGER Advanced Lifetime Guarantee for every floor you fit.

Benefits at a glance...

- Helps to eliminate squeaks associated with fully nailed floors
- No expensive tools, applicator guns or joint sealing tapes required
- Up to 5 times stronger than a mechanical fixing and offers 15% more coverage

### EGGER Protect, Decorative Protect and Peel Clean Xtra Panel Sizes

#### TECHNICAL SPECIFICATIONS

Available Thickness (mm)	
18 (Not available in Decorative Protect)	22
Panel Sizes (mm)	
2400 x 600	

When used as part of the EGGER Advanced Flooring System, EGGER Protect, EGGER Decorative Protective and EGGER Peel Clean Xtra are covered by the EGGER Advanced Lifetime Guarantee.



### EGGER OSB HDX

EGGER OSB HDX is a heavy duty, load bearing OSB4 panel suitable for use in humid environments. It has a tongue and groove profile on the 2 long edges. It is an ideal solution for heavy duty load bearing environments such as mezzanine flooring, racking, shelving, working platforms and decking, where P5 or P6 38mm particleboard would typically be used. It is laid the same way as 38mm particleboard. However, due to being only 30mm thick, EGGER OSB HDX is around 20% lighter, making it easier to manoeuvre and quicker to lay.

#### TECHNICAL SPECIFICATIONS

Available Thickness (mm)	
30	
Panel Sizes (mm)	
2400 x 675	



EGGER Decorative Protect

Imagery provided courtesy of EGGER UK



OSB is Oriented Strand Board manufactured using exterior grade resins and is a versatile, environmentally sustainable panel, increasingly replacing plywood in the construction industry. OSB has superb load-bearing properties, excellent cross dimensional stability and an attractive wood patterned finish.

**FSC® Certified Furniture Grade OSB**

Furniture Grade OSB from SmartPly is for general purpose applications in dry conditions. Furniture and interior fittings.

**TECHNICAL SPECIFICATIONS**

**Available Thickness (mm)**

14	22
----	----

**Panel Sizes (mm)**

2440 x 1220
-------------

**FSC/ PEFC™ Certified OSB 2**

OSB2 board is an engineered, load bearing board designed for use in both structural and non-structural applications in dry conditions. It is a versatile, strong and cost effective OSB2 panel and is manufactured in accordance with EN 300 performance standard.

It is ideal for domestic uses such as furniture, garden sheds, as well as for boarding up windows, packaging, pallet tops and sign boards.

**TECHNICAL SPECIFICATIONS**

**Available Thickness (mm)**

8	11	15	18
---	----	----	----

**Panel Sizes (mm)**

2440 x 1220
-------------

**FSC / PEFC Certified OSB 3**

OSB3 board is a strong, versatile board suitable for structural use in humid conditions.

OSB3 is the FSC certified alternative to plywood and is suitable for both interior and exterior structural applications such as roofing, flooring, wall sheathing and hoarding.

**TECHNICAL SPECIFICATIONS**

**Available Thickness (mm)**

11	15	18
----	----	----

**Panel Sizes (mm)**

2440 x 1220
-------------

**FSC Certified OSB 3 T&G**

This is a premium flooring panel with edges machined to the finest tolerance for a perfect fit and faces calibrated to a standard finished thickness.

SmartPly OSB3 T&G is suitable for roofing and flooring applications in humid conditions (Service Class 1 & 2).

**TECHNICAL SPECIFICATIONS**

**Available Thickness (mm)**

18
----

**Panel Sizes (mm)**

2440 x 600
------------

**FSC Certified OSB 3 (Metric)**

The OSB 3 metric panel is particularly sized to suit the modular needs of the timber frame industry.

**TECHNICAL SPECIFICATIONS**

**Available Thickness (mm)**

9	11	15	18
---	----	----	----

**Panel Sizes (mm)**

2397 x 1197
2397 x 1220 (Not available in 15mm)
2697 x 1197 (Available in 9mm only)

**FSC FR OSB 3**

SmartPly FR OSB is a flame retardant structural OSB3 panel with European reaction to fire class C-s2,d0 and BFL -s1 performance. The panel also complies with the FR/FR Build performance requirements in accordance with STA's (Structural Timber Association) "Design guide to separating distances during construction" for timber frame buildings above 600m<sup>2</sup> total floor area. A water based, eco-friendly, fire retardant is added during panel processing, ensuring fire performance whilst maintaining structural integrity.

**TECHNICAL SPECIFICATIONS**

**Available Thickness (mm)**

11	15	18
----	----	----

**Panel Sizes (mm)**

2397 x 1197
-------------

**FSC Certified SmartPly SiteProtect**

SiteProtect is the smart OSB answer for site hoarding and security applications. Coated one side with a smooth, heavy duty exterior polymer surface treatment. This panel is rapidly gaining ground as the hoarding panel of choice for high profile construction companies, particularly when the finishing process is to be corporate colours in support of company branding.

**TECHNICAL SPECIFICATIONS**

**Available Thickness (mm)**

18
----

**Panel Sizes (mm)**

2440 x 1220
-------------

**EGGER OSB HDX**

EGGER OSB HDX is a heavy duty, load bearing OSB4 panel suitable for use in humid environments. It has a tongue and groove profile on the 2 long edges. It is an idea solution for heavy duty load bearing environments such as mezzanine flooring, racking, shelving, working platforms and decking, where P5 or P6 38mm particleboard would typically be used. It is laid the same way as 38mm particleboard. However, due to being only 30mm thick, EGGER OSB HDX is around 20% lighter, making it easier to manoeuvre and quicker to lay.

**TECHNICAL SPECIFICATIONS**

**Available Thickness (mm)**

30
----

**Panel Sizes (mm)**

2400 x 675
------------

**ORIENTED STRAND BOARD - OSB**





## PLYWOOD PRODUCT RANGE

# GET MORE FROM PLYWOOD

Plywood panels are made up of at least three thin layers (or plies) of wood, bonded together with a suitable adhesive. Each layer is usually orientated at a right angle to its adjacent layer. This creates impressive stiffness for a given thickness, which makes even some light weight panels suitable for challenging applications.

Panelco supplies a comprehensive range of plywood with softwood, hardwood or mixed cores, ideal for many applications, including: roofing, flooring, wall sheathing, hoarding, shed and packing case manufacture. Some variants are suitable for heavy duty, engineering and marine applications. Specialist items such as birch throughout and birch faced for precision and engineering uses, 'medium density overlay' and phenolic film faced plywood for concrete formwork are available ex stock alongside flexible and flame retardant versions. All are available in a variety of panel sizes and thicknesses to suit most customer demands.

As awareness of environmental issues grows, we are continuing to extend our range of FSC® and PEFC™ chain of custody certified plywood panels, all sustainably harvested from well managed forests.

Our team of highly trained staff will be able to advise on the most suitable product for your particular project, if you are unsure.



## A FEW THINGS THAT ARE USEFUL TO KNOW

Fortunately, there are only two material components in plywood: wood & glue. How these components interact will ultimately define how the plywood performs. These two standards provide a relatively straightforward way of classifying the outcome.

### EN 314-2:1993 PLYWOOD – BONDING QUALITY

Classifies plywood by bonding quality only and gives rise to 3 bond classes dependent upon the intended end use. Bonding quality is determined by the adhesive type and core veneer quality (physical defects such as knot holes and splits):

- Bond Class I (EN314-2): suitable for dry interior use only
- Bond Class II (EN314-2): suitable for use in humid areas or exposure to occasional wetting
- Bond Class III (EN314-2): suitable for unprotected exterior use or exposure to frequent wetting

Following exposure to a simulated hostile weather environment, accelerated in a laboratory, plywood is tested to destruction to assess how well the bond has survived the weathering process. Once bonding quality has been established to EN314, assessment to EN636 can begin.

### IS YOUR PLYWOOD SUITABLE FOR STRUCTURAL USE?

Plywood for structural use in buildings must be tested in accordance with the framework defined in BS EN 13986. The Construction Products Regulation (CPR) requires a 'notified body' to be involved in the initial type testing and continuous assessment of factory production control. For a structural use, this must be in accordance with System of Assessment 2+, in Annex V of the CPR.

We use the term 'CE2+' in our descriptions to indicate that a plywood has been tested for its mechanical strength and is suitable for a structural use. Declarations of performance are available upon request.

### BS EN 13986

BS EN 13986 is the harmonised European standard that implements the CPR for wood-based panels. It lists the standards to which performance characteristics of the various classes of panel must be tested and performances declared. It identifies the correct system of assessment to be followed for a number of specific performance types (E.G. Structural and Flame Retardant). It also specifies limits for formaldehyde emissions.

### EN 636: 2003, PLYWOOD – SPECIFICATIONS

Classifies plywood by taking into account the bond quality AND the biological durability\* of the wood species used in the plywood:

- Specification Class I (EN636-1): suitable for dry interior use only
- Specification Class II (EN636-2): suitable for use in humid areas or exposure to occasional wetting
- Specification Class III (EN636-3): suitable for unprotected exterior use or exposure to frequent wetting

If you require further information on the EN314 and EN636 standards please speak to our highly trained staff.

### E1 FORMALDEHYDE EMISSIONS

'E1' is one of two technical classes defined in BS EN 13986, intended to indicate the amount of free formaldehyde contained or emitted from a wood panel. E1 is the lowest emitting class currently defined, although modern production methods now produce many wood panels that emit formaldehyde at miniscule levels well below the limits of E1. Panelco does not supply wood panels with formaldehyde emissions greater than E1.

**ORDER BY 5PM**  
FOR NEXT DAY  
DELIVERY





Birch plywood is a high quality multi-ply panel with superior physical and mechanical properties. It is used extensively in construction, packaging, furniture, vehicle manufacture and other precision engineering applications. It's main attributes are its consistent strength, fine grain texture and ease of finishing.

**STRENGTH**

Birch plywood is made up of multiple layers of relatively thin veneers resulting in a higher glue content for any given thickness compared to plywood panels. While the outer plies are always birch, for some productions where weight and value are of greater importance than strength, alternate birch veneers are replaced with spruce to create a 'combi' construction.

**APPEARANCE**

Birch veneer is of a pale colour with a fine well sanded finish, allowing almost limitless customisation options. It can be left unfinished or further sanded and stained or painted to your customers' requirements.

**A RENEWABLE SOURCE**

From the ecological perspective, birch is an abundant, relatively fast grown, temperate specie. It is grown in certified well-managed plantations, where biodiversity and sustainability are protected during the growth, harvesting and replanting cycle.

Panelco stocks birch plywood from the most reliable sources in Scandinavia & Eastern Europe in a range of faces grades to suit most customer demands.

Reference to CE2+ indicates that the panel satisfies Building Regulation 7 for structural use in buildings.

*The face images shown above are intended as a guide to the general appearance of the panels. No warranty is expressed or implied that the actual panels supplied will possess all or any of the characteristics as shown.*

**PRODUCT RANGE**

**BIRCH PLYWOOD GRADES**

There are several different grades of birch plywood available:



**S** - Virtually blemish-free birch face with a limited number of small pin knots and other minor characteristics. All grades are sanded on both sides. Used for good quality painting, staining and lacquering, where the face appearance is of high importance.



**BB** - All major defects replaced with wood patches. Some brown stain permitted. Allow for colour variations. All grades are sanded on both sides. The main commercial/utility grade, suitable for general work where a solid surface is required but visual appearance is not so important.



**WG** - All sound knots permitted with a few open defects, staining and discolouration are permitted. For use where the surface appearance is not important. All grades are sanded on both sides. **WGE** - Plywood of WG grade without open defects (repaired with epoxy filler). **C** - A similar appearance to WG. It is usually un-sanded with open defects and dis-colouration, suitable for projects where the face quality does not matter.

**FSC® Latvian Birch T/O Plywood, BB/BB, E1 EN314-2 Class 3 Specification EN636-2S (CE2+, 9mm & up)**

**TECHNICAL SPECIFICATIONS**

Available Thickness (mm)							
4	6.5	9	12	15	18	21	24
Panel Sizes (mm)							
2440 x 1220/1220 x 2440 (Available in BB/BB & BB/WG only)							
1525 x 3050/1220 x 3050 (Available in WGE/WGE only)							

**FSC Certified Long Grain Birch T/O Plywood S/BB, E1 EN314-2 Class 3 Specification EN636-2S (CE2+, 9mm & up)**

**TECHNICAL SPECIFICATIONS**

Available Thickness (mm)	
12	18
Panel Sizes (mm)	
2440 x 1220	

**Russian Birch T/O Plywood BB/BB, E1 EN314-2 Class 3 Specification EN636-2**

**TECHNICAL SPECIFICATIONS**

Available Thickness (mm)							
3	4	6	9	12	15	18	24
Panel Sizes (mm)							
1525 x 1525							
2440 x 1220 (Available in 4 & 6mm only)							

**FSC Russian Syktyvkar S+/BB Birch Plywood, E1 EN314-2 Class 3 Specification EN636-2S (CE2+, 12mm & up)**

**TECHNICAL SPECIFICATIONS**

Available Thickness (mm)		
12	18	24
Panel Sizes (mm)		
2440 x 1220		

**PEFC™ Finnish Grade III Quality Birch 3 Ply Thin Veneer Plywood EN314-2 Class 2 Specification EN636-2**

**TECHNICAL SPECIFICATIONS**

Available Thickness (mm)
1.5
Panel Sizes (mm)
1500 x 1500
Other thicknesses available to special order



**BIRCH PLYWOOD**







## PRODUCT RANGE

Our softwood plywood is made of spruce or pine species and typically used in construction and industrial applications where its mechanical function is more important than its appearance.

Panelco stocks a comprehensive range of softwood plywoods; all are tested for their mechanical performance and satisfy Building Regulation 7 structural use. We work with a small number of selected mills with which we have longstanding relationships and make regular mill visits to ensure we maintain consistency of quality and of supply.

### WISA SPRUCE SOFTWOOD PLYWOOD

**PEFC™ Certified WISA-Spruce Special Grade Plywood**  
EN314-2 Class 3  
Specification EN636-2S (CE2+ 9mm & up)

*Special Grade is Grade II improved on the face side with a Grade III on the reverse.*

**PEFC Certified WISA Treated Spruce Special Grade Plywood**  
Osmose AC500  
EN314-2 Class 3  
Specification EN636-2S (CE2+ 9mm & up)

Finnish spruce plywood, treated with Osmose AC500 preservative in accordance with BSEN 8417, table 9. Suitable for use in EN335 Use Class 3. This product contains biocides.

*Special Grade is Grade II improved on the face side with a Grade III on the reverse.*

#### TECHNICAL SPECIFICATIONS

Available Thickness (mm)				
9	12	15	18	24
Panel Sizes (mm)				
2400 x 1200 (Available in 9, 12 & 18mm only)				
2440 x 1220				

**PEFC Certified WISA Spruce Special TG2LE Plywood**  
EN314-2 Class 3  
Specification EN636-2S CE2+

This is a superior flooring panel for very exacting applications. The tongued and grooved edges are machined to fine tolerances and every board is calibrated for thickness.

#### TECHNICAL SPECIFICATIONS

Available Thickness (mm)
18
Panel Sizes (mm)
2400 x 1220
1220 x 3050 (Available to special order only)

#### TECHNICAL SPECIFICATIONS

Available Thickness (mm)		
9	12	18
Panel Sizes (mm)		
2440 x 1220		

**PEFC Certified WISA Treated Flame Retardant Euroclass B Prostruct FR - STRUCTURAL**  
EN636-2S Class 3  
Specification EN636-2S CE2+ for permanent use

Finnish spruce plywood treated with Prostruct FR Flame Retardant coating to achieve EN13501-1 Euroclass B, reaction to fire classification. Structural performance is not affected by the treatment process.

#### TECHNICAL SPECIFICATIONS

Available Thickness (mm)
18
Panel Sizes (mm)
2440 x 1220

### WISA SPRUCE SOFTWOOD PLYWOOD GRADES

A typical representation of our WISA Spruce Special Grade Plywood can be seen here:

Special Grade - Typical Face



Special Grade - Typical Reverse



**PEFC Certified WISA Sprucefloor TG4**  
EN314-2 Class 3  
Specification EN636-2S (CE2+ 18mm and up)

This is a superior flooring panel for very exacting applications. The tongued and grooved edges are machined to fine tolerances and every board is calibrated for thickness.

#### TECHNICAL SPECIFICATIONS

Available Thickness (mm)	
18	22
Panel Sizes (mm)	
2400 x 600	

### BRAZILIAN SOFTWOOD PLYWOOD

**FSC® Certified Brazilian Elliottis Pine Plywood C+/C, E1**  
EN314-2 Class 3  
Specification EN636-2S (CE2+ 9mm and up)

#### TECHNICAL SPECIFICATIONS

Available Thickness (mm)				
9	12	15	18	24
Panel Sizes (mm)				
2440 x 1220				

**PEFC Certified WISA-Form MDO Plywood**  
EN314-2 Class 3  
Specification EN636-3

A spruce based product for various formwork applications. This lightweight panel is easy to handle and the medium density overlay on the face gives a constant matt finish to the concrete surface.

#### TECHNICAL SPECIFICATIONS

Available Thickness (mm)
18
Panel Sizes (mm)
2440 x 1220

### CHINESE SOFTWOOD PLYWOOD

**Meyer NZ Radiata Pine Faced Poplar Core Plywood C+/C, E1**  
EN314-2 Class 2  
Specification EN636-2S (CE2+ 9mm & up)

#### TECHNICAL SPECIFICATIONS


Available Thickness (mm)				
9	12	15	18	24
Panel Sizes (mm)				
2400 x 1200 (Available in 9, 12 & 18mm only)				
2440 x 1220				

*The face images shown above are intended as a guide to the general appearance of the panels. No warranty is expressed or implied that the actual panels supplied will possess all or any of the characteristics as shown.*

Reference to CE2+ indicates that the panel satisfies Building Regulation 7 for structural use in buildings.



## SOFTWOOD PLYWOOD





## PRODUCT RANGE

Panelco supply a wide variety of high quality, premium strength plywood specialities to meet the exacting requirements of our customers. Our plywood specials are held in a range of sizes, available for next day delivery and with no minimum order value.

### MARINE PLYWOOD

Marine plywood is manufactured from high quality face and core veneers, in biologically durable hardwoods, incorporating advanced resin technology to give long life in both humid and wet conditions. It is intended for use in most applications where a good resistance to wood-destroying organisms is of the highest importance.

**Indonesian Marine Plywood**  
BS1088:2003, HFB Approved, E1  
EN314-2 Class 3  
Specification EN636-3S  
(CE2+, 9mm & up)

#### TECHNICAL SPECIFICATIONS

Available Thickness (mm)						
4	6	9	12	15	18	25
Panel Sizes (mm)						
2440 x 1220						

**Gaboon (Okoume) T/O Marine Plywood B/BB, E1**  
BS1088: 2003, Lloyds Approved  
EN314-2 Class 3  
Specification EN636-3\*

#### TECHNICAL SPECIFICATIONS

Available Thickness (mm)			
6	12	15	18
Panel Sizes (mm)			
2500 x 1220			

All of our Marine plywood is third party quality assured.

\*Guaranteed against delamination for 15 years.

### BIRCH SPECIALITY PLYWOOD

**FSC® Certified 120gm Dark Brown Smooth Film Both Sides Birch Plywood, E1**  
EN314-2 Class 2  
Specification EN636-2S

Hardwood multiply construction phenolic resin film 120gm smooth both sides, edges sealed. Ideal for concrete formwork where a superior finish is required. Use in conjunction with a release oil (not included).

#### TECHNICAL SPECIFICATIONS

Available Thickness (mm)
18
Panel Sizes (mm)
2440 x 1220

**FSC Certified 220gm/120gm Dark Brown Mesh Faced/120gm Dark Brown Smooth Reverse Birch Plywood, E1**  
EN314-2 Class 3  
Specification EN636-3S

Hardwood multiply construction, 220gm phenol resin mesh face with 120gm smooth reverse, edges sealed. Mesh face is suitable for use where some slip-resistance is required.

#### TECHNICAL SPECIFICATIONS

Available Thickness (mm)		
12	18	24
Panel Sizes (mm)		
2440 x 1220		

**FSC Certified WISA Hexa Grip 220gm Dark Brown/120gm Smooth Reverse Birch Plywood, E1**  
EN314-2 Class 3  
Specification EN636-3S

9mm - 7-ply Construction | 12mm - 9-ply Construction | 18mm - 13-ply Construction.

#### TECHNICAL SPECIFICATIONS

Available Thickness (mm)		
9	12	18
Panel Sizes (mm)		
2440 x 1220		

WISA Hexa Grip is a solid birch panel coated with a brown phenolic resin film and imprinted with a hexagonal pattern. The reverse has a smooth phenolic moisture resistant film.

Benefits include: decorative appearance, improved moisture, wear and slip resistance, easily worked and machined. Suitable for a wide range of flooring applications such as sports and playground facilities, van and trailer floors, scaffolding, loading platforms, stages, stands and terraces. This and other texture faced products must be kept clean to be effective and are not suitable for permanent use as an external decking.

### CHINESE SPECIALITY PLYWOOD

**Meyer Film Chinese 120gm Smooth Film Faced Poplar Core Plywood, E1**  
EN314-2 Class 2  
Specification EN636-2S (CE2+ 9mm & Up)

Ideal for concrete formwork where a superior finish is required. Use in conjunction with a release oil (not included).

#### TECHNICAL SPECIFICATIONS

Available Thickness (mm)
18
Panel Sizes (mm)
2440 x 1220

**Chinese Red Faced Poplar Core Blockboard B/BB, E1**  
EN314-2 Class 1  
Specification EN636-1

Suitable for use in furniture and shelving. Not suitable for use in damp or humid conditions.

#### TECHNICAL SPECIFICATIONS

Available Thickness (mm)
18
Panel Sizes (mm)
2440 x 1220

**Chinese Red Faced 'Oversized' Eucalyptus Core Plywood B/BB, E1**  
EN314-2 Class 2  
Specification EN636-2S (CE2+, 9mm & up)

Suitable for applications where the finished work cannot be cut from the 8 x 4 panel.

#### TECHNICAL SPECIFICATIONS

Available Thickness (mm)					
3.6	5.5	9	12	18	25
Panel Sizes (mm)					
2745 x 1220 (Available in 3.6mm only)					
3050 x 1220					
3050 x 1525					

**Meyer Mesh Chinese Square 240gm Mesh Faced/120gm Smooth Reverse Eucalyptus Core Plywood, E1**  
EN314-2 Class 2  
Specification EN636-2S

Suitable for use where some slip-resistance is required. Not suitable for permanent use as an external decking.

#### TECHNICAL SPECIFICATIONS

Available Thickness (mm)	
12	18
Panel Sizes (mm)	
2440 x 1220	

## SPECIALITY PLYWOOD

### GABOON PLYWOOD

**Gaboon (Okoume) T/O Plywood B/BB, E1**  
EN314-2 Class 3  
Specification EN636-2

#### TECHNICAL SPECIFICATIONS

Available Thickness (mm)						
3	6	9	12	15	18	25
Panel Sizes (mm)						
2500 x 1220						

### FLEXIBLE PLYWOOD

A lightweight moisture resistant plywood especially produced to cater for all your shapes, curves and bends. Available in long and cross grain.

**Flexible Plywood Bond Class EN314-1**  
Specification EN636-1

#### TECHNICAL SPECIFICATIONS

Available Thickness (mm)		
3	5	8
Panel Sizes (mm)		
2500 x 1220		
1220 x 2500		



Reference to CE2+ indicates that the panel satisfies Building Regulation 7 for structural use in buildings.





## HARDWOOD PLYWOOD

Hardwood plywood is characterised by its excellent strength, stiffness and resistance to creep which make it especially suitable for heavy-duty floor and wall structures.

Panelco's hardwood plywood ranges are manufactured by carefully selected mills in China, Malaysia and Indonesia, capable of meeting all of today's requirements, from EUTR legality audits to compliance with the European Construction Products Regulation. Our buyers regularly visit our production facilities to ensure that our rigorous quality criteria are consistently adhered to.

### APPLICATIONS

An advantage of our range of hardwood plywoods is its flexibility and extensive field of applications. Our Engineered Veneer is dyed to a consistent colour if that is a requirement. Poplar produces a very light weight product where this is an important criterion whereas, if strength is an important factor in the application, the addition of or replacement with eucalyptus will improve the strength characteristics. Ultimately, the higher density, strength and biological durability of Malaysian plywood might influence the buying decision.

### HARDWOOD PLYWOOD GRADES

There are several different grades of hardwood plywood available:

**B** - Neatly cut one piece veneer, almost defect free and sanded smooth

**BB** - Minor defects are permitted within strict limits provided they are filled and sanded smooth.

**CC** - Permits all defects, open or closed, although limited in size and number. However, open defects are filled, and the CC face is generally sanded for the UK market although neither of these improvements is required by the Standard.

## PRODUCT RANGE

**Meyer Red Faced Poplar Core Plywood B/BB, E1 EN314-2 Class 2 Specification EN 636-2S (CE2+, 9mm & up)**

### TECHNICAL SPECIFICATIONS

Available Thickness (mm)						
3.6	5.5	9	12	15	18	25
Panel Sizes (mm)						
2440 x 1220						

**Meyer Engineered Veneer Poplar Plywood, E1 EN314-2 Class 2 Specification EN 636-2S (CE2+, 9mm & up)**

### TECHNICAL SPECIFICATIONS

Available Thickness (mm)						
3.6	5.5	9	12	15	18	25
Panel Sizes (mm)						
2440 x 1220						

**Meyer Red Faced Eucalyptus Core Plywood B/BB, E1 EN314-2 Class 2 Specification EN 636-2S (CE2+, 9mm & up)**

### TECHNICAL SPECIFICATIONS

Available Thickness (mm)						
3.6	5.5	9	12	15	18	25
Panel Sizes (mm)						
2440 x 1220						

**Meyer Combi Red Faced Poplar and Eucalyptus Core Plywood, E1 EN314-2 Class 2 Specification EN 636-2S (CE2+)**

### TECHNICAL SPECIFICATIONS

Available Thickness (mm)			
9	12	18	25
Panel Sizes (mm)			
2440 x 1220			

**FSC® Certified Panelco Red Faced Poplar Core Plywood B/BB & BB/CC, E1 EN314-2 Class 2 Specification EN 636-2S (CE2+, 9mm & up)**

### TECHNICAL SPECIFICATIONS

Available Thickness (mm)						
3.6	5.5	9	12	15	18	25
Panel Sizes (mm)						
2440 x 1220						

## MALYSIAN HARDWOOD PLYWOOD

**Malaysian (Far Eastern) Hardwood Plywood BB/CC, E1 EN314-2 Class 3 Specification EN 636-2S (CE2+, 9mm & up)**

### TECHNICAL SPECIFICATIONS

Available Thickness (mm)							
3.6	5.5	9	12	15	18	22	25
Panel Sizes (mm)							
2440 x 1220							



## FLAME RETARDANT PLYWOOD

Intended to be used wherever fire protection is the first priority (e.g interior finishes for public buildings, boat & yacht building, the automotive industry, exhibition stands, etc), our flame retardant plywood panels are classified in accordance with BS EN 13501 Euroclasses B & C.

To meet the European classifications, the rate of fire growth, total heat release, smoke production and burning droplets are measured by testing samples of the products to EN 13823 (The SBI test) and EN 11925-2 (The SFI test) and, for wood-based panels, classified as Euroclass B or C in accordance with BS EN13501-1. Euroclass B is higher technical class than Euroclass C and, therefore by definition, if material conforms to Euroclass B then it will exceed the requirements for Euroclass C. The fire performance commonly required in high risk areas such as external cladding within 1m of a boundary, escape routes and staircases is Euroclass B.

### PANELCO FIRESURE PREMIUM

Panelco **FIRESURE Premium** panels are protected with **Arch Dricon** fire retardant - a type HR humidity resistant process. They are tropical hardwood plywood boards designed for permanent, interior construction applications. The Dricon treatment has BBA accreditation and has full approval for London Underground projects.

Panelco **FIRESURE Premium** panels are available to both Euroclass B and Euroclass C specifications.

**FireSure Premium Plywood Euroclass B EN13501-1 Dricon Treated (Type HR) TS15912-INT2**

### TECHNICAL SPECIFICATIONS

Available Thickness (mm)	
12	18
Panel Sizes (mm)	
2440 x 1220	

**FireSure Premium Plywood Euroclass C EN13501-1 Dricon Treated (Type HR) TS15912-INT2**

### TECHNICAL SPECIFICATIONS

Available Thickness (mm)	
12	18
Panel Sizes (mm)	
2440 x 1220	

### PANELCO FIRESURE CLASSIC

Panelco **FIRESURE Classic** panels are protected with **Arch ATP** fire retardant - a type DI dry interior process. They are tropical hardwood plywood boards designed for interior construction applications. The ATP treatment has approval for use in **Ministry of Defence** projects. However MOD specifications require a specific ATP treatment.

Panelco **FIRESURE Classic** panels are available to Euroclass C specification.

**FireSure Classic Plywood Euroclass C EN13501-1 ATP Treated (Type DI) TS15912-INT1**

### TECHNICAL SPECIFICATIONS

Available Thickness (mm)				
3.6	5.5	9	12	18
Panel Sizes (mm)				
2440 x 1220				
2745 x 1220 (Available in 3.6mm only)				

**PEFC™ Certified WISA Treated Flame Retardant Euroclass B Prostruct FR - STRUCTURAL EN314-2 Class 3 Specification EN616-2S CE2+ for permanent use TS15912-INT2**

Finnish spruce plywood treated with Prostruct FR Flame Retardant coating to achieve EN13501-1 Euroclass B, reaction to fire classification. Structural performance is not affected by the treatment process.

### TECHNICAL SPECIFICATIONS

Available Thickness (mm)
18
Panel Sizes (mm)
2440 x 1220

Please note that customers and specifiers must satisfy themselves that the flame retardant products they choose are fit for their required applications.

All FR treated panels may require sanding prior to further production such as bonding, laminating or painting. The flame retardant process is water based and, although all processed panels are kiln-dried after treatment, it is inevitable that traces of flame retardant chemicals will remain on the panel surface and must be removed prior to further production.

**PEFC Certified FireSure Classic, Euroclass C Hardboard (EN 13501-1) Dry Interior Process TS15912-INT1**

### TECHNICAL SPECIFICATIONS

Available Thickness (mm)
3
Panel Sizes (mm)
2440 x 1220

### FLAME RETARDANT MDF, HARDBOARD & PINBOARD

Our range of Flame Retardant MDF and Hardboard can be found on pages 96 and 97.

Our range of Flame Retardant Pinboard processed to Euroclass B, can be found on page 120.

### FACTORY PRODUCTION CONTROL & DECLARATIONS OF PERFORMANCE

The law governing the distribution of Flame Retardant (FR) panels into construction changed in 2013. Distributors placing FR panels on the market must hold a valid Factory Production Control (FPC) certificate, issued by a notified Body\*. Distributors who attempt to place FR panels on the market without a valid FPC certificate are breaking the law. Panelco source all FR Panels from our sister company, Meyer Timber Ltd.

Meyer have held a valid FPC certificate since 2004, one of very few distributors to do so. Consequently, we can offer Meyer's declarations of Performance and CE Mark for all wood panels processed to Euroclasses B & C, in accordance with EN13986. This is your guarantee that the FR panels you buy from us are fit for purpose and will ultimately perform to the specification claimed.

Always ask about the manufacturer's **Factory Production Control certificate** and ask for the appropriate **Declaration of Performance (DOP)** when you buy.

\* A notified Body is an organisation, such as Warrington Certification accredited by the UK Accreditation Service for the purpose of product testing and auditing and whose competence has been 'notified' to the European Commission.



Functional, resistant,  
compliant, multi-  
purpose, practical

At Panelco we appreciate that some projects require a more unique solution. The pages that follow contain a range of products that have been identified as alternative solutions to more traditional ways of working or products that can help to achieve a superior and/or original finish.

# specialist products



## ALTERNATIVE PRODUCT SOLUTIONS

**ORDER BY 5PM**  
FOR NEXT DAY  
DELIVERY



PANELCO.COM





Tilly of Austria use modern production processes to manufacture high quality multi-layer solid wood panels.

These premium three-layer softwood and hardwood panels are highly functional and easy to process. They can be used in furniture production, as a non-load bearing panel in internal construction work, for wall and ceiling claddings, staircases and for exhibition / shop fitting projects.

Both surface faces on the product are sound, with closed knots permitted. The board is calibrated and finely sanded and offers E1 formaldehyde emission compliance.

## PRODUCT RANGE

Tilly natural wood panels are multi-layer solid wood panels in which two top layers running parallel to each other are glued together with a middle layer set at an angle of 90° (seal effect). The strip and board middle layers are butt-jointed lengthwise. The top layers are made of continuous single lamellas glued together joint tight. The top layer and middle layer consist of the same wood type. Tilly 3-layer panels are produced in accordance with the EN 13353 standard.

### PEFC™ Certified Three Layer AB/B Spruce Softwood Panel

#### TECHNICAL SPECIFICATIONS

Available Thickness (mm)	
19	26
Panel Sizes (mm)	
2500 x 1250	5000 x 1250

### PEFC Certified Three Layer AB/B Douglas Fir Softwood Panel

#### TECHNICAL SPECIFICATIONS

Available Thickness (mm)	
19	26
Panel Sizes (mm)	
2500 x 1250	5000 x 1250

Softwood panels in Larch and Pine (Grade A/B) are also available to special order ex-Austria. All species are also available in panel size 5000 x 2050mm on request, ex-Austria.

### Three Layer A/B Hardwood Birch Panel

#### TECHNICAL SPECIFICATIONS

Available Thickness (mm)	
20	
Panel Sizes (mm)	
2050 x 1250	

### Three Layer A/B Hardwood Oak Panel

#### TECHNICAL SPECIFICATIONS

Available Thickness (mm)	
20	
Panel Sizes (mm)	
2050 x 1250	

Hardwood panels are available to special order in Maple, Beech, Alder, Ash and Cherry ex-Austria. Other panel sizes are also available on request.

### Three Layer Spruce Finition Softwood Panel

Finition panels are structured like a 3-layer solid wood panel. Both faces consist of a laminated veneer lumber with vertical, black glue joints. The result is a unique, finely lined and decorative surface. CE marking is being applied for.

#### TECHNICAL SPECIFICATIONS

Available Thickness (mm)	
19	
Panel Sizes (mm)	
2500 x 1025	

Panel size 5000 x 2050mm available to special order ex-Austria.



#### FREE SAMPLES SERVICE

To order a sample of our decors contact us or visit our website and complete our Samples Request Form.

## TILLY SOFTWOOD & HARDWOOD THREE LAYER PANELS



Three Layer Douglas Fir Softwood Panels



Magply fire board is a technically advanced magnesium oxide construction panel that provides exceptional performance in building applications combining superior reaction to fire performance, resilience, resistance to moisture and mould with some sound insulation. Magply can be used as an alternative to wood, plywood, gypsum and cement based particle boards. It provides a dimensionally stable and reliable material with impressive fire performance for constructional uses.

#### MANUFACTURING

Magply Boards are manufactured from naturally occurring materials, which are combined with alkaline resistant glass fibres for strength and integrity in a manufacturing process that produces very little in the way of CO2 emissions.

Magply is naturally air cured ensuring low impact on the environment.

Magply is manufactured in a process controlled in the ISO:9001 quality management system standard, ensuring a consistently high quality product.

#### PASSIVE FIRE PROTECTION

Whether specifying for domestic, commercial new build or refurbishment, passive fire protection is a major consideration.

Magply's incredible fire performance, high strength and low carbon footprint makes it the perfect choice for a number of applications including:

- Fire resistant walls, stud partitions, ceilings, floors
- Fire doors and door linings
- Park homes
- Soffit linings
- Column fire protection
- Prison buildings
- Render boarding
- Tile backer

#### BENEFITS

Benefits include:

- Fire classification: EN-13501 Euroclass A1, Non-Combustible
- For use as a passive fire protection panel
- For use as a high performance dry lining panel
- Very strong composite panel ensuring suitable fixing points
- High impact resistance
- Easy to use, cut, work and fix
- Resistant to mould and insects
- HETAS approved
- High strength
- Breathable
- Exceptional edge fixing with nails, screws or staples
- Kind to the environment

#### Magply FireSure MgO EN13501-1, Euroclass A1 Non-Combustible Panel

##### TECHNICAL SPECIFICATIONS

###### Available Thickness (mm)

6	9	12	20
---	---	----	----

###### Panel Sizes (mm)

2400 x 1200  
2700 x 1200 (Available in 9mm only)  
3050 x 1200 (Available in 9mm only)

#### Magply FireSure Tile Backer Mgo EN13501-1, Euroclass A1 Non-Combustible Panel

##### TECHNICAL SPECIFICATIONS

###### Available Thickness (mm)

6	12
---	----

###### Panel Sizes (mm)

1200 x 800

#### Panelco FireSure MgO EN13501-1, Euroclass A1 Non-Combustible Panel

##### TECHNICAL SPECIFICATIONS

###### Available Thickness (mm)

10

###### Panel Sizes (mm)

2440 x 1220

## THE ULTIMATE IN FIRE PROTECTION MAGPLY FIRE PROTECTION BOARD





Panelco offer a wide range of performance doors and door blanks sourced from the world's leading manufacturers including Halspan, Sentry.

Our range includes products with a choice of core, substrate and facing options suitable for interior and exterior use and capable of achieving various fire rating, acoustic and other performance requirements.

A high proportion of our range is also available with FSC® chain of custody certification.

**FIRE RESISTANT DOOR BLANKS - SOLID TIMBER CORE**

**Litewood**

A new range of lightweight, Indonesian solid timber tri-layer door blanks, certified as resistant to fire for 30 minutes in 44mm (FD30).

Available in:

- 5-ply - 2.5mm MDF faced & 3 layered 100% Albasia lumbercore
- 7-ply - Plywood faced & 3 layered 100% Albasia lumbercore

Please ensure suitability for your specification.

*FSC certification is being applied for at the time of going to print.*

**TECHNICAL SPECIFICATIONS**

<b>Available Thickness (mm)</b>
44
<b>Panel Sizes (mm)</b>
2135 x 915

**FSC Certified Hal-Tec Sentry Pro Tech FD30**

A range of fire resistant door blanks available with a MDF faced Spruce core or a Plywood faced Spruce core.

- FD30 certified as resistant to fire for 30 minutes in 44mm

Please note: Block cores may sometimes show through the faces when covered with a high gloss finish. Please ensure suitability for your specific application.

*Acoustic, thermal and mechanical test evidence is available on request.*

**TECHNICAL SPECIFICATIONS**

<b>Available Thickness (mm)</b>
44
<b>Panel Sizes (mm)</b>
2135 x 915
2440 x 1200

**FIRE RESISTANT DOOR BLANKS - CHIPBOARD CORE**

**FSC Certified Halspan Prima**

Halspan Prima offers large leaf sizes in FD30 and FD60 applications and may be installed in softwood, (FD30), hardwood, MDF, aluminium and steel frames. Panel style doors can also be constructed using Halspan Prima.

**TECHNICAL SPECIFICATIONS**

<b>Available Thickness (mm)</b>
38
<b>Panel Sizes (mm)</b>
2135 x 915

**FSC Certified Halspan Optima**

Halspan Optima has smaller permitted leaf sizes for FD30 and FD60 configurations. They can be installed in softwood (FD30), hardwood, MDF and aluminium frames.

**TECHNICAL SPECIFICATIONS**

<b>Available Thickness (mm)</b>
44      54
<b>Panel Sizes (mm)</b>
2060 x 840 (Only available in 44mm)
2135 x 915
2440 x 915
2440 x 1220
2800 x 915
2800 x 1830
3050 x 1050

**Veneered Door Blanks Unlipped Chipboard Core**

C/C White Ash | C/C White Beech | C/C White Oak | Q/C Sapele | C/C American Black Walnut

Certified FD30 (30 minute resistant) veneered A/A grade internal door blanks. Other sizes and species are available on request. A minimum of 10mm hardwood lippings to be used.

**TECHNICAL SPECIFICATIONS**

<b>Available Thickness (mm)</b>
45 - in all species listed
<b>Panel Sizes (mm)</b>
2135 x 915 - in all species listed
2440 x 1220 - (White Oak & White Ash only)

Halspan is a 3-layer particleboard construction made with 100% softwood from managed sustainable forests. Its high density ripple free surface is ideally suited for laminating, veneering, painting with suitable primers and with Sureguard PVC edgings and facings. Tested for fire to 30 and 60 minutes to BS 476 Pt 22 in all configurations. Apertures can be cut for vision panels and a wide range of glass types and glazing systems can be used.



**DOORS AND DOOR BLANKS**



**Bespoke Veneered Internal Doors**

Panelco offer a range of bespoke veneered internal doors in a variety of sizes and with a choice of aperture (all within fire certification regulations).

Architect and customer designs can also be exclusively manufactured to give that individual look to any project.

- Bespoke sizes and finishes
- Sizes upto 3.00m H x 1.22m W
- Inlay and design specialists
- Certified fire performance
- Factory fitted fire rated glazing
- Laminate finishes available
- Pre-lacquered factory finish
- Q-Mark / Certifire quality assured
- Routing to receive ironmongery
- Unlimited choice

Further information is available on request.





## PINBOARD

Sundeala is a unique pin board made from a 100% waster paper with a quality sanded surface offering a suede like pre-finish that means it can be used without a fabric covering. Alternatively a range of different colours are also available.

The specifiers choice for unmatched pin retention, long life and durability.

### Sundeala K

All Sundeala uncovered notice boards are pre-sanded offering a soft velvet type of surface texture.

- For internal, display and shopfitting work
- Pre-sanded, soft feel finish
- Safe to use with no splinters and excellent pin retention
- Lifelong performance, exposed boards are easily restored
- Easy to cut and shape for on-site fabrication
- Contains no formaldehyde or toxic ingredients
- Fire safety satisfied with flame retardant board
- Light grey in colour
- Environmentally friendly

### TECHNICAL SPECIFICATIONS

Available Thickness (mm)		
6	9	12
Panel Sizes (mm)		
2440 x 1220		



### Sundeala FR Pinboard

Sundeala flame retardant pinboard is processed to Euroclass B (BSEN 13501-1) and provides all the functionality of Sundeala K but with enhanced reaction to fire performance.

### TECHNICAL SPECIFICATIONS

Available Thickness (mm)
9
Panel Sizes (mm)
2440 x 1220

### Sundeala Colourboard

Sharing all the performance benefits of Sundeala 'K', Colourboard is integrally dyed using non-toxic mineral pigments.

Colours available ex-stock are: Green, Blue, Charcoal and Wheat.

Red, Yellow, Lilac and Orange are available to special order only.

*Sundeala Colourboard is also available as a Euroclass B Flame Retardant board that can be used in areas where Building Regulations Class 'O' is required.*

### TECHNICAL SPECIFICATIONS

Available Thickness (mm)
9
Panel Sizes (mm)
2440 x 1220

### Panelco Standard Pinboard

For internal, display and shopfitting work. Available in grey.

### TECHNICAL SPECIFICATIONS

Available Thickness (mm)
9
Panel Sizes (mm)
2440 x 1220

### FSC® Certified Fibris Softboard

A soft, resilient, light coloured insulation board suitable for ceilings, partitions, panels and flooring.

### TECHNICAL SPECIFICATIONS

Available Thickness (mm)
12
Panel Sizes (mm)
2440 x 1220



PERFONET® perforated MDF panels are manufactured in a way that ensures they are an easy to use, practical and durable solution for all your perforated panel needs.

## PERFORATED PANELS

They are ideal for

- Paravents
- Sliding Doors
- Radiator Cabinets
- Bay Window Units
- Folding Screens
- Partitions

The lacquer used is water-based and can be finished with any acrylic paint or base.

The panels conform to the low formaldehyde level E1, Class A.

All products are FSC® certified.

There are 2 types of finishes available:


- White faced
- Also available to special order in a range of foils - Oak effect, Beech effect, Pine effect, Mahogany effect and silver effect finish.

### TECHNICAL SPECIFICATIONS


Available Thickness (mm)
3
Panel Sizes (mm)
1830 x 610

### AVAILABLE PATTERNS


All patterns shown are manufactured in panels of landscape format.



Arizona



Dakota



Fleur de Lys



Nevada



Oregon



**FREE SAMPLES SERVICE**

To order a sample of our decors contact us or visit our website and complete our Samples Request Form.





TERMS AND CONDITIONS

All business is conducted strictly in accordance with our published terms and conditions, copies of which are available on request and from our website: [www.panelco.com](http://www.panelco.com)

Products listed are generally available but no warranty is offered

that stock is permanently available. Ranges are always under review and products may be added to or removed from our range without notice.

Colours and decors are shown as closely as possible to the actual product in good faith; however the

nature of the printing process may generate variations beyond our control.

The Panelco Innovation Product Guide is correct at the time of going to press but no warranty is given, expressed or implied, that the guide is error free. The contents of the

Panelco Innovation Product Guide do not constitute advice and should not be relied upon in making or refraining from making a buying decision.

© Meyer Timber Group Ltd  
May 2016.



**FREE  
SAMPLES  
SERVICE**

To order a sample of our decors contact us or visit our website and complete our Samples Request Form.





Panelco Ltd. | Stoke  
Hadleigh Park,  
Grindley Lane, Blythe Bridge,  
Stoke on Trent ST11 9LW  
Tel: 01782 392 100  
Fax: 01782 388 877  
sales@panelco.com  
www.panelco.com