

✓ All our doors are 44mm thick as per traditional joinery methods

✓ 14mm solid lipping on all veneer doors for rebating and planing

**2012
EDITION**

**NOW AVAILABLE IN
NORTHERN IRELAND**



**Featuring
NEW DOOR
DESIGNS**



seadec...doors for living

seadecTM

importers and distributors of internal doors



seadec™

importers and distributors of internal doors

SeaDec doors bring warmth, style and prestige to your home. Our real wood doors are finished in natural hardwood veneers which are long lasting and exude an elegance which will blend seamlessly with the rooms of your home. Our large selection of doors makes choosing a door that's right for your home easy.

SeaDec is a 100% Irish-owned company, based in County Offaly. We import a wide range of pre-finished interior doors in a variety of timbers and finishes.

Our doors are constructed using traditional joinery methods and are readily available in eight standard sizes.



standard sizes

SeaDec doors are available in a choice of eight standard sizes, all 44 mm thick.



	FEET	METRIC	INCHES
A	6ft 8ins x 2ft 10ins	2032mm x 864mm	80ins x 34ins
B	6ft 8ins x 2ft 8ins	2032mm x 813mm	80ins x 32ins
C	6ft 6ins x 2ft 6ins	1981mm x 762mm	78ins x 30ins
D	6ft 6ins x 2ft 4ins	1981mm x 711mm	78ins x 28ins
E	6ft 6ins x 2ft 2ins	1981mm x 660mm	78ins x 26ins
F	6ft 6ins x 2ft	1981mm x 610mm	78ins x 24ins
ADDITIONAL NORTHERN IRELAND SIZES			
G	6ft 6ins x 2ft 9ins	1981mm x 838mm	78ins x 33ins
H	6ft 6ins x 2ft 3ins	1981mm x 686mm	78ins x 27ins

Unavailable sizes in each of the doors in the brochure are marked as follows:

▼ N/A: Size (not available in size code denoted)

safety in your home - fire doors



Wherever you see the FD30 symbol, it means that particular door is available in a 30 minute fire-resistant option. Our fire doors have been tested and certified by Chiltern Fire, one of the UK and Ireland's leading fire-testing companies.

Care and Installation Guide



BEFORE YOU START

Your Seadec door and accessories (frames, skirting & architrave) must be stored flat on a clean, dry and level surface, with batons to allow the air to circulate. To allow your door and accessories to acclimatise to their environment, they should be left in the house, for at least 7 days, (the longer the better) with the heating on, prior to installation. Environmental and door moisture readings should be taken prior to hanging, to ensure that the doors and the environment are in equilibrium. Failure to allow the doors to acclimatise may cause excessive expansion and contraction leading to splitting and warping and will void the guarantee. Should a door require alteration, cutting or planing, it must be immediately varnished with three coats, otherwise it will absorb moisture which leads to problems such as warping or splitting. Seadec doors may be altered by up to 10mm off the top and bottom and up to 7mm on each side only. **However, any alteration of a Seadec door will void the warranty.** Seadec doors and accessories must not be installed into a house that is freshly plastered, tiled or painted. Ensure all surfaces are dry and meet with the moisture guidelines below.

PACKAGING

Prior to removing the packaging, ensure that the doors, frames, skirting and architrave are the correct size and colour. Prior to removing from packaging, inspect each door, frame and piece of skirting and architrave in daylight for any visible faults or defects, also check the colour structure and finish.

Once any Seadec product is removed from its packaging, it is deemed to be acceptable and cannot be returned for any visible faults or defects.

Please note: Timber is a natural product and may show slight variations in colour or graining.

FRAMES

Ensure that the frames the doors are being fitted into are plumb, and that the doors are not strained to fit into uneven framing. Fit 3 hinges on all doors at all times.

INSTALLATION AREA MOISTURE

The area of installation (the concrete floor and walls) must not be over 3% moisture content. This can be tested with an appropriate moisture meter. The temperature must be at least 18°C and the relative humidity between 40% – 60%, while the doors are being stored, before, during and after the installation. Do not bring doors, skirting or architrave into a house or site which does not meet the above conditions.

LOCKS AND HANDLES

When fitting a lock or a handle, it is best not to fit the lock where the stile (uprights) meets the rail (horizontals) as this will weaken the structure of the door.

ROOM CONDITIONS

Timber likes pleasant room conditions, just like us, a room temperature of approx 20°C and humidity of about 50% – 60%.

CLEANING

- Use a clean dry cloth to clean the doors.
- Furniture polish may also be used.
- Never use wax or aggressive detergents or products containing ammonia or silicates on Seadec products.

PROTECTING YOUR SEADec PRODUCTS

Ensure that rooms are well ventilated, particularly in rooms where there are large changes in temperature and moisture.

In the event of a proven manufacturing defect, Seadec or the Seadec retailer's total liability shall under no circumstances exceed the value of the defective product. Seadec or the Seadec retailer's shall not in any way be responsible for any additional consequential costs or losses.

If you are unclear of any of the above instructions, contact your local Seadec supplier.

seadec door set range

SeaDec would like to introduce to you it door set range. We are now offering our door range in pre-hung form. Simply take any Seadec door and adjustable frameset and make life easier!

Doors and framesets are available in: RED DEAL, WHITE OAK and WALNUT and PRIMED finishes.

Our doors are pre-finished to the highest standard. Hinges and locks available in brass, chrome or black.

At SeaDec we use our adjustable door frame and architrave system. This frame system can accommodate odd size frame widths.

Just decide which door, frame set and colour hardware catches your eye!

We are here to assist you in making decisions about the SeaDec door type that best meets your requirements. We are committed to providing you with the best possible advice through our Sales team, or alternatively you can visit our website www.seadec.ie for your local stockist.



seadec give a full manufacturer's guarantee on all doors and ancillary products. Please see your local supplier for their recommendations and guarantees on their ranges of glass patterns and door furniture. Your local supplier will also be pleased to help with installation and advise on which way to hang your doors. **seadec** only use reforested wood in order to preserve natural forests. **seadec** can deliver all their standard products within 5 working days.

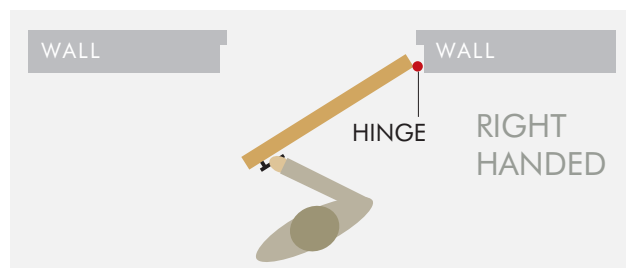
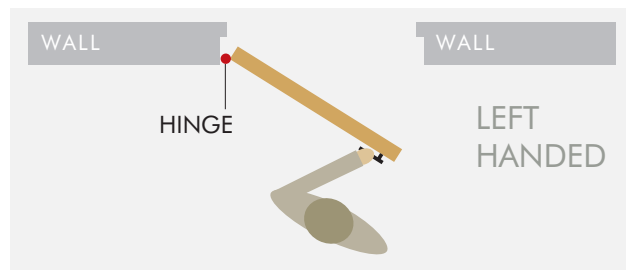
All doors have Design Registration applied for.

seadec adopt a continuous process of improvements in sourcing and manufacturing timber products to the most stringent quality control, enabling them to supply you with the highest quality product. Information presented within this document is correct at the time of going to print and we reserve the right to change, amend or modify specifications without prior notice. E&OE.

door set sizes and handings

When thinking about installing prehung door kits. There are a number of things to bear in mind. Chief among these is the handing of the door. Stand in front of your proposed door and imagine the door opening towards you. The door is **left handed** if the hinges will be on the left and the door will be **right handed** if the hinges are on the right. See the diagrams opposite for clarification. If you are unsure then feel free to contact us.

The next important consideration is the size of your door and the opening you need to leave for it. Each door size will have a corresponding door frame and kit size and a slightly larger opening in the wall. Consult the table below to determine the correct opening to get your builder to leave.



door set sizes and openings

	FEET	MM	INCHES	SINGLE DOOR OPE	DOUBLE DOOR OPE
A	6ft 8ins x 2ft 10ins	2032 x 864	80 x 34	2100 x 940 (83 x 37)	2100 x 1810 (83 x 71)
B	6ft 8ins x 2ft 8ins	2032 x 813	80 x 32	2100 x 890 (83 x 35)	2100 x 1710 (83 x 67)
C	6ft 6ins x 2ft 6ins	1981 x 762	78 x 30	2050 x 840 (81 x 33)	2050 x 1610 (81 x 63)
D	6ft 6ins x 2ft 4ins	1981 x 711	78 x 28	2050 x 790 (81 x 31)	2050 x 1510 (81 x 59)
E	6ft 6ins x 2ft 2ins	1981 x 660	78 x 26	2050 x 740 (81 x 29)	2050 x 1410 (81 x 55)
F	6ft 6ins x 2ft	1981 x 610	78 x 24	2050 x 690 (81 x 27)	2050 x 1310 (81 x 51)
ADDITIONAL NORTHERN IRELAND SIZES					
G	6ft 6ins x 2ft 9ins	1981 x 838	78 x 33	2050 x 915 (81 x 36)	
H	6ft 6ins x 2ft 3ins	1981 x 686	78 x 27	2050 x 760 (81 x 30)	

the benefits of door sets

- ✓ Doorsets are pre-assembled units consisting of the door, frame, architrave and the ironmongery.
- ✓ The components are machined using computer controlled machinery for accuracy and consistency and then assembled into a set prior to delivery to site.
- ✓ Our doorsets can be installed in less than 20 minutes and with the ironmongery pre-fitted site installation times are reduced considerably.
- ✓ Our design allows for variation in wall thickness and opening sizes.
- ✓ As they are supplied as a complete unit, technical integrity is maintained in order to comply with building regulations and ensure the integrity of the door assembly is maintained.
- ✓ As well as reducing installation times and costs, our customers also achieve significant reductions in waste, snagging and site losses – all resulting in increased profitability.

DELIVERY AND PACKAGING

Our doorsets are delivered to you in a pre-assembled unit. Each doorset is individually labelled to show its exact location on site, with delivery scheduled to suit your program of works.

red deal

All our red deal doors are made from solid redwood. They are carefully finished in a clear satin lacquer to enhance their natural beauty. All our redwood is carefully selected and sourced from sustainably-managed forests.



WESTPORT
6 Panel



KINGSCOURT
4 Panel



BELFAST
4 Panel Curved Top



WATERFORD
2 Panel Unglazed
▼ N/A: Size H



LONGFORD
2 Panel Curved Unglazed
▼ N/A: Size H

premium oak

Our oak doors are constructed with a real wood veneer over solid wood stiles and rails. A solid oak 14mm slip on each side gives a rebating option. Pre-finished to a high standard, SeaDec's oak doors have the look and feel of pure quality.



WESTPORT
6 Panel



KINGSCOURT
4 Panel



BELFAST
4 Panel Curved Top



WATERFORD
2 Panel Unglazed
▼ N/A: Size H



LONGFORD
2 Panel Curved Unglazed
▼ N/A: Size H

contemporary oak and two panel


For those who want an urban style and a high quality feel to their home. The SeaDec contemporary oak and two panel range, in solid and glass options gives your home the ultimate modern style.



HAMPTON
Solid Full Panel Oak
▼ N/A: Size H



CHESHIRE
Full Panel Glazed Oak
▼ N/A: Sizes E, F, G, H



BANDON
Solid Two Panel Oak
▼ N/A: Sizes G, H



KINSALE
Two Panel Glazed
▼ N/A: Sizes E, F, G, H

raised bolection

Raised bolection doors in oak feature a decorative moulding around each panel. The extra decorative element gives the doors a unique richness and modern look.



OAK
6 Panel
▼ N/A: Sizes G & H



OAK
Curved top 4 Panel
▼ N/A: Sizes G & H



OAK
Curved top
4 panel unglazed oak
▼ N/A: Sizes D, E, F, G, H

nevada oak arizona oak



Bring the countryside into your home with this interesting but exquisite door. Beautifully hand-crafted to bring an age-old look with a modern feel. The Arizona with toughened clear bevelled glass compliments this wonderful range.



NEVADA OAK



ARIZONA OAK
Preglazed
▼ N/A: Sizes E, F, H

walnut collection

Our walnut doors are constructed with a real wood veneer over solid wood stiles and rails. A solid 14mm slip on each side gives a rebating option. Pre-finished to a high standard, SeaDec's walnut doors have the look and feel of pure quality.



HAMPTON
Solid Full Panel Walnut
▼ N/A: Sizes G & H



CHESHIRE
Full Panel Glazed Walnut
▼ N/A: Sizes E, F, G, H



BELFAST WALNUT
4 Panel Curved Top
▼ N/A: Sizes G & H



LONGFORD WALNUT
2 Panel Curved Unglazed
▼ N/A: Sizes D, E, F, G, H



ARIZONA WALNUT
Preglazed
▼ N/A: Sizes D, E, F, G, H

white primed collection

These doors have a solid timber laminated core for stability with a HDF over liner and panels supplied pre-primed ready to finish. Pre-primed HDF doors achieve a smoother better finish than traditional timber doors and eliminate the transfer of a woodgrain to the finished door.



NEVADA WHITE
▼ N/A: Sizes G & H



HAMPTON WHITE
▼ N/A: Sizes G & H



KINGSCOURT WHITE
4 Panel
▼ N/A: Sizes G & H



ARIZONA WHITE
Preglazed
▼ N/A: Sizes D, E, F, G, H



WATERFORD WHITE
Unglazed
▼ N/A: Sizes D, E, F, G, H

door frames, architrave and skirting



Ogee mould skirting and architrave



Easy to fit adjustable architrave



Fully fitted matching architrave



Our adjustable door frames, architrave and skirting are available in oak, walnut and primed.

The designs available are ogee and chamfered.

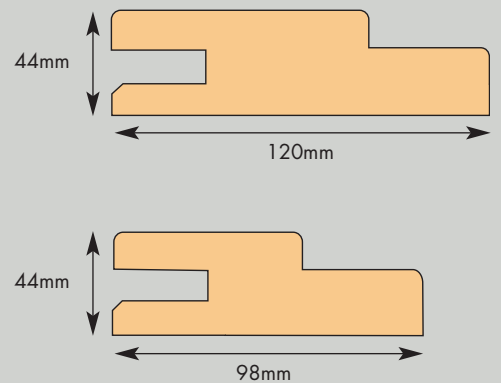
adjustable door frame sets

Designed and patented by SeaDec, our beautifully prefinished, adjustable door frame sets match the profile and veneer of our skirting and all our doors. Our unique patented adjustable frame sets make installation even quicker, easier and with the minimum of disturbance.



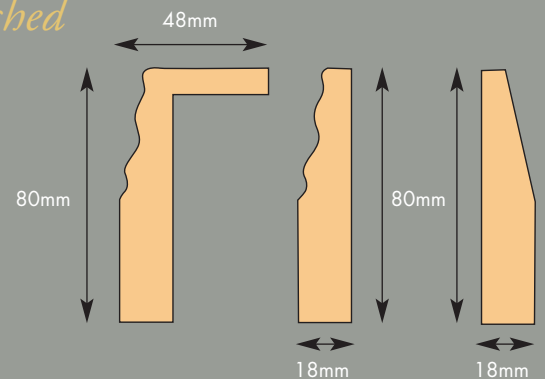
door frame *Prefinished*

We produce two standard door frames both allowing up to 20mm of flexibility, covering frame widths from 98mm to 140mm, making it even easier to fit a door casing. The door frame has a solid moisture resistant core and is secured to an internal wall with the flat side flush to the end of the wall.



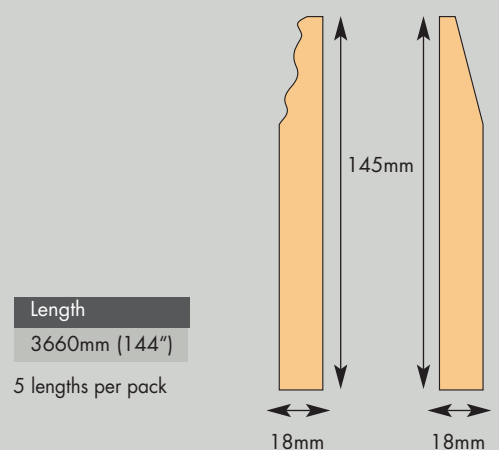
adjustable architrave *Pre-finished*

The adjustable architrave is then cut to length and slotted into the fitted frame, adjusted to the desired width and secured in position. This eliminates the need to plane one side, finish or varnish, making the whole installation much easier. The standard Pre-finished architrave is then simply cut to size to finish off the other side.



skirting *Pre-finished*

Our complimentary skirting matches our architrave, adjustable door casing and door veneers in look and style. Pre-finished to our exacting high standards making installation easier and quicker. The stunning finished result will give you years of pleasure and is virtually maintenance free.



glass with class

Introducing our glazed options in both red deal and oak. Adding a decorative element to your door and a luxurious feature to your home. Available in 4 design options in clear or Flemish 4mm toughened glass. Our glass is manufactured to a BS 6260A standard. Why not simplify your requirement and buy your Seadec doors pre-glazed?



OAK GLASS 1
Clear / Flemish glass
Black resin finish
Clear bevel / black colour
▼ N/A: Size H



OAK GLASS 3
Clear / Flemish glass
Black resin finish
▼ N/A: Size H



OAK GLASS 4 (top right)
Clear / Flemish glass
Black resin finish
Clear / bronze bevel
Black / burgundy colour
▼ N/A: Size H

OAK GLASS 5 (right)
Clear / Flemish glass
Black resin finish
Clear bevel / black colour
▼ N/A: Size H

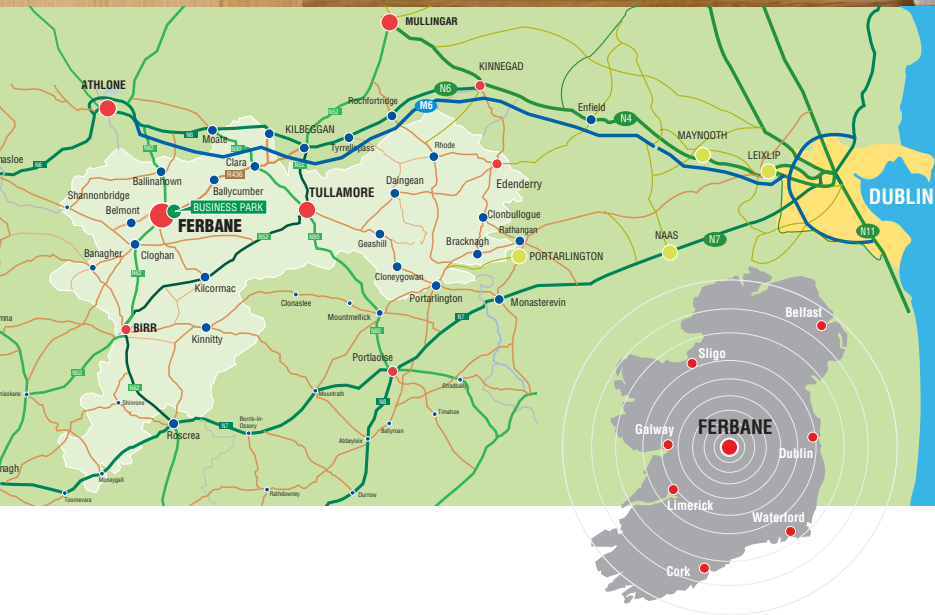


RED DEAL GLASS 1
 Clear / Flemish glass
 Black resin finish
 Clear bevel / black colour
 ▼ N/A: Size H

RED DEAL GLASS 3
 Clear / Flemish glass
 Black resin finish
 ▼ N/A: Size H

RED DEAL GLASS 4 (top left)
 Clear / Flemish glass
 Black resin finish
 Clear / bronze bevel
 Black / burgundy colour
 ▼ N/A: Size H

RED DEAL GLASS 5 (left)
 Clear / Flemish glass
 Black resin finish
 Clear bevel / black colour
 ▼ N/A: Size H



seadec limited

Ferbane Business & Technology Park, Ferbane, Co. Offaly
 Telephone: 090 64 54544 • Fax: 090 64 53843
 Email: seadec@eircom.net

www.seadec.ie